



Oil & Gas



Petrochemical



Power




Renewable Energy



Ship Building



Building Services



***group***  
*international*

# Fire & Safety Brochure

Electrical, Instrumentation,  
Mechanical & Safety Labelling  
& Identification Solutions



## Welcome to our latest catalogue:

Inside you will find hundreds of new products to help you comply with the latest legislation, combined with innovative new ranges, all designed to maintain our status as your number one choice for health and safety signs and products.

## New Product Ranges

Quick-Fix Signs (Page 120-121)

Adapt-A-Signs (Page 111)

Access Ramps (Page 110)

Warehouse Marking (Page 72-74)

Floor Safety (Page 76-79)



## New Products

Reflective Tapes (Page 46)

Cable Protectors (Page 79)

Snap Frame A-Board (Page 115)

Traffic Cones (Page 96)

Fire Safety Signs Kit (Page 10)



## Range Developments

Reflective Vehicle Markers

**3M** Reflective Traffic Signs

Photoluminescent Way Finding

Energy Saving Signs

Barriers, Posts & Chains

Cone Signs



## Contents

Fire	4-13
Emergency Escape	14-19
Photoluminescent	<b>EXTENDED RANGE</b> 20-27
First Aid	28-31
Environmental	<b>EXTENDED RANGE</b> 32-33
Prohibition	34-39
Security	40-41
Warning	42-51
Labels	<b>EXTENDED RANGE</b> 52-53
Multi-Purpose	54-57
Mandatory	58-61
Schools & Hotels	62-63
Offices & Shops	64-67
Factories & Multi-Lingual	68-69
Warehouse & Pipeline ID	70-75
Floor Safety	<b>NEW RANGE</b> 76-79
Construction & Site Safety	80-89
Road Traffic	<b>EXTENDED RANGE</b> 90-99
Hazard & Vehicle Marking	100-103
Car Park Information	104-105
General Information	106-107
Braille & Tactile	108-109
Access Ramps	<b>NEW RANGE</b> 110
Adapt-A-Sign	<b>NEW RANGE</b> 111
Posters & Displays	<b>EXTENDED RANGE</b> 112-117
Barriers, Posts & Chains	118-119
Quick-Fix Signs	<b>NEW RANGE</b> 120-121
A4 & A5 Signs	122
Polycarbonate Signs	123
Custom Made Signs	124-125
Fixings	126

# SELECTING AND ORDERING YOUR SIGN

## 1. Choose your sign

2004

Select the sign you require by using the contents and index pages to help navigate around this catalogue.



Each sign has a unique four digit code. In this example the unique code is 2004.

1 2004 **G L M**  
2 2004 **G L M**

## 2. Choose your material

1 2004

All available sign materials are denoted by a bold number to the left of the part number. Using the material guide, select the appropriate material.

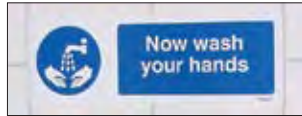
### 1. Rigid Plastic

- 1mm thick rigid PVC
- Can be easily punched or drilled
- Suitable for both internal and external applications



### 2. Self Adhesive

- Permanent adhesive backed gloss PVC vinyl
- Suitable for application to smooth dry surfaces
- Ideally suited to use indoors



### 3. Photoluminescent Rigid Plastic

- 1mm thick photoluminescent rigid PVC
- After-glowing properties exceed PSPA class 'A' standard
- All performances are measured to DIN 67510



### 4. Photoluminescent Self Adhesive

- Photoluminescent permanent adhesive backed PVC vinyl
- After-glowing properties exceed PSPA class 'A' standard
- All performances are measured to DIN 67510



### 5. Miscellaneous Products

- Manufactured from a range of materials to suit their respective duties
- Miscellaneous sign materials include fluted polypropylene, acrylic, brass, stainless steel and adhesive backed PVC
- A range of products including road signs, frames and accessories are also classified miscellaneous



### 6. Aluminium

- 0.9mm thick white coated aluminium
- Suitable for both internal and external applications
- Particularly suitable for building sites and other exposed environments



### 7. Polycarbonate

- 2mm thick clear polycarbonate
- Sub-surface printing to prevent damage
- Designed to resist vandalism and is virtually unbreakable



## 3. Choose your size

1 2004 **G**

All available size options are denoted by a letter to the right of the part number. Simply select the appropriate size.

<b>A</b> 75 x 100 mm	<b>F</b> 200 x 200 mm	<b>L</b> 450 x 150 mm	<b>R</b> 178 x 203 mm	<b>W</b> 600 x 900 mm
<b>B</b> 80 x 80 mm	<b>G</b> 300 x 100 mm	<b>M</b> 600 x 200 mm	<b>S</b> 75 x 200 mm	<b>X</b> 200 x 100 mm
<b>C</b> 150 x 150 mm	<b>H</b> 250 x 300 mm	<b>N</b> 400 x 400 mm	<b>T</b> 210 x 210 mm	
<b>D</b> 150 x 100 mm	<b>J</b> 400 x 200 mm	<b>P</b> 600 x 400 mm	<b>U</b> 100 x 100 mm	
<b>E</b> 150 x 200 mm	<b>K</b> 300 x 400 mm	<b>Q</b> 600 x 450 mm	<b>V</b> 300 x 150 mm	

## Viewing Distance Guide



Size	<b>G</b> size 300x100mm	<b>L</b> size 450x150mm	<b>M</b> size 600x200mm
<b>Poor light</b>	6.6 metres	11.4 metres	15.2 metres
<b>Good light</b>	11.9 metres	20.4 metres	27.2 metres

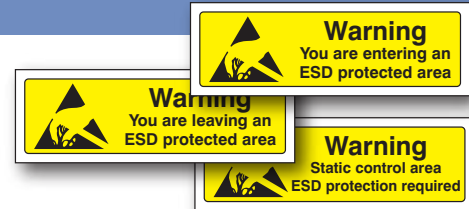
## Energy Saving Signs (page 33)



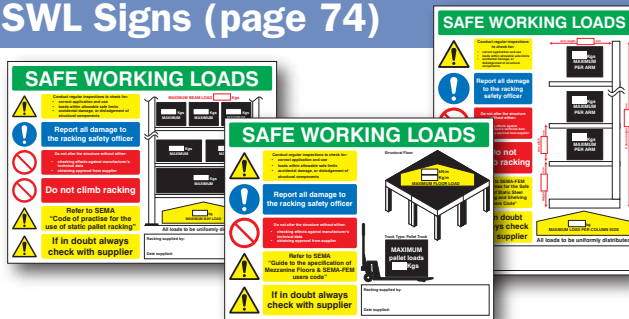
With businesses constantly searching for money saving opportunities, our new range of signs are designed to encourage employees to stop wasting energy within the workplace by switching off lights, turning off taps and becoming more energy efficient.

## ESD Warnings (page 50)

All areas at risk of electrostatic discharge (ESD) should be clearly identified. Our new range of signs help ensure that all employees and visitors are aware of the ESD protected areas and required procedures.



## SWL Signs (page 74)




Safe working load (SWL) signs should be clearly displayed on racking bays to display the maximum load capacity on racking structures. Forms an essential part of warehouse safety and are required under the Provision and Use of Work Equipment Regulations 1998 (PUWER).

## Road Traffic Signs (pages 90-99)

As an approved 3M manufacturer of road traffic signs, we are able to offer a 12 year guarantee on our R2 signage and a 7 year guarantee on our RA1 signage. By using the best materials and manufacturing processes we are able to offer a comprehensive range of high performance signs conforming to BS EN 1289-1:2007, in line with Chapter 8 and TSRGD guidelines.




## ECE 70 Vehicle Markings (page 103)



Our new range of ECE 70 vehicle marking plates replace the old BS AU 152 standards and are now in force across most of Europe. Manufactured from aluminium with 3M retro-reflective yellow and red fluorescent stripes, these plates should be displayed on heavy and long vehicles on public roads.

## Adapt-A-Sign (page 111)

The workplace is an ever changing environment with a regular turnover of staff. Adapt-a-sign has been developed to provide you with an easy, cost effective solution to staff transfers. Simply print off the relevant contact details for your first aiders, fire wardens etc and insert into the sign holder. Details can be adapted in line with workplace changes as required. No additional signage costs, no messy alterations, no incorrect information. A simple, cost-effective and professional solution.



## Quick-Fix Signs (pages 120-121)



We have introduced a range of our best selling safety signs combining rigid plastic with a self adhesive backing. The rigid plastic provides a durable and attractive finish, whilst a peel-away backing allows the sign to be placed directly onto a surface without the need for drilling, screwing or additional adhesive fixings. Sign fixing has never been easier.

# FIRE FIGHTING EQUIPMENT



1 1214 **S**  
2 1214 **S**



1 1215 **S**  
2 1215 **S**



1 1216 **S**  
2 1216 **S**



1 1217 **S**  
2 1217 **S**



1 1218 **S**  
2 1218 **S**



1 1219 **S**  
2 1219 **S**



1 1231 **S**  
2 1231 **S**




1 1242 **S**  
2 1242 **S**




1 1244 **S**  
2 1244 **S**



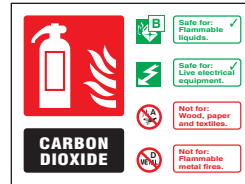
1 1221 **S**  
2 1221 **S**



1 1233 **D E**  
2 1233 **D E**



1 1234 **D E**  
2 1234 **D E**



1 1235 **D E**  
2 1235 **D E**



1 1236 **D E**  
2 1236 **D E**




1 1237 **D E**  
2 1237 **D E**



1 1240 **D E**  
2 1240 **D E**



1 1241 **D E**  
2 1241 **D E**



1 1245 **D E**  
2 1245 **D E**



1 1221 **D E**  
2 1221 **D E**



1 1246 **D E**  
2 1246 **D E**

## Deluxe Range

Aluminium 75x200mm



5 9183



5 9184



5 9185



5 9186



5 9179



5 9180



5 9181



5 9182

Brass 75x200mm

# FIRE FIGHTING EQUIPMENT

Under the Regulatory Reform (Fire Safety) Order 2005 any non-automatic fire fighting equipment should be indicated with a sign.



1 1023 **G L**  
2 1023 **G L**  
6 1023 **G**



1 1056 **V**  
2 1056 **V**



1 1012 **E**  
2 1012 **E**



1 1026 **G L**  
2 1026 **G L**  
6 1026 **G**




1 1027 **E**  
2 1027 **E**



1 1024 **G L**  
2 1024 **G L**



1 1018 **C U**  
2 1018 **C U**



1 1021 **C**  
2 1021 **C**



1 1019 **C**  
2 1019 **C**



1 1038 **E**  
2 1038 **E**



1 1046 **E**  
2 1046 **E**



1 1047 **K**  
2 1047 **K**



1 1007 **E K**  
2 1007 **E K**



1 1009 **E K**  
2 1009 **E K**



1 1033 **E**  
2 1033 **E**



1 1032 **E K**  
2 1032 **E K**



1 1013 **E K H**  
2 1013 **E K H**  
7 1013 **E K**



1 1014 **E K H**  
2 1014 **E K H**  
7 1014 **E K**



1 1048 **H**  
2 1048 **H**

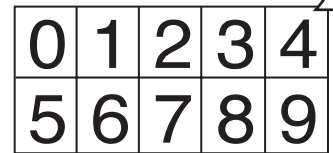


1 1049 **H**  
2 1049 **H**



1 1001 **X**  
2 1001 **X**

## Numbering Sheets



5 8201  
Self adhesive numbers 25mm character height

## Deluxe Range

175x175mm



5 9106 Brass



5 9107 Aluminium



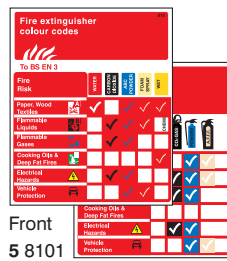
5 9102 Brass




5 9103 Aluminium

## Pocket Guides

75x90mm - pack of 10



5 8101



5 8120

## HOW TO ORDER

### Choose Your Sign



### Choose Material Codes

- 1 Rigid Plastic
  - 2 Self Adhesive Vinyl
  - 3 Photoluminescent Rigid Plastic
  - 4 Photoluminescent Self Adhesive
  - \* 5 Miscellaneous Products
  - 6 Aluminium
  - 7 Polycarbonate
- \* No size code is required when ordering miscellaneous products

### Choose Size Codes

- |                       |                       |                       |
|-----------------------|-----------------------|-----------------------|
| <b>A</b> 75 x 100 mm  | <b>J</b> 400 x 200 mm | <b>S</b> 75 x 200 mm  |
| <b>B</b> 80 x 80 mm   | <b>K</b> 300 x 400 mm | <b>T</b> 210 x 210 mm |
| <b>C</b> 150 x 150 mm | <b>L</b> 450 x 150 mm | <b>U</b> 100 x 100 mm |
| <b>D</b> 150 x 100 mm | <b>M</b> 600 x 200 mm | <b>V</b> 300 x 150 mm |
| <b>E</b> 150 x 200 mm | <b>N</b> 400 x 400 mm | <b>W</b> 600 x 900 mm |
| <b>F</b> 200 x 200 mm | <b>P</b> 600 x 400 mm | <b>X</b> 200 x 100 mm |
| <b>G</b> 300 x 100 mm | <b>Q</b> 600 x 450 mm |                       |
| <b>H</b> 250 x 300 mm | <b>R</b> 178 x 203 mm |                       |

# ALARMS AND SYSTEMS

## Fire Alarms



1 1002 **X**  
2 1002 **X**



1 1010 **E K**  
2 1010 **E K**



1 1011 **E K**  
2 1011 **E K**



1 1031 **X**  
2 1031 **X**

Locate these signs at the fire alarm control panel to record the locations protected by each zone



1 1043 **E**



1 1044 **H**

For new **adapt-a-sign** range see page **11**



1 1050 **H**  
2 1050 **H**



1 1051 **H**  
2 1051 **H**



1 1017 **B C U**  
2 1017 **B C U**



1 1041 **B**  
2 1041 **B**



5 8062 Face size 300x210mm 1mm Rigid Plastic



1 1042 **E**



1 1039 **E**  
2 1039 **E**



1 1040 **G L**



1 1025 **G L**  
2 1025 **G L**

## Systems



1 1103 **E**  
2 1103 **E**



1 1105 **E**  
2 1105 **E**



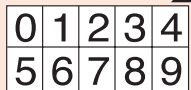
1 1016 **C**  
2 1016 **C**



1 1008 **E K**  
2 1008 **E K**

## Numbering Sheets

Self adhesive numbers



5 8201  
BLACK 25mm Cap Height



5 8202  
WHITE 25mm Cap Height




1 1212 **R**



1 1020 **C**  
2 1020 **C**

## Deluxe Range

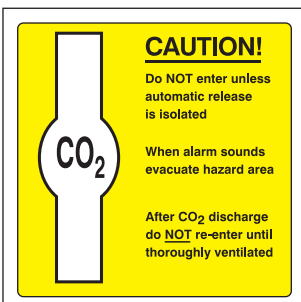
175x175mm



5 9105 Aluminium



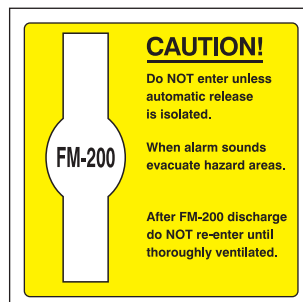
5 9104 Brass



1 1201 **T**  
2 1201 **T**



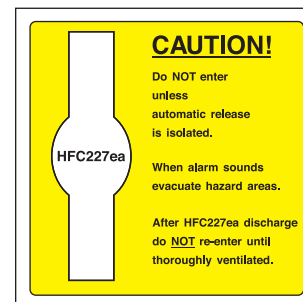
1 1204 **S**  
2 1204 **S**



1 1238 **T**  
2 1238 **T**



1 1232 **S**  
2 1232 **S**



1 1247 **T**  
2 1247 **T**

## Visual Inspection Tag



BS5306 recommends a monthly visual inspection of all maintained extinguishers. This tag should be attached to the fire extinguisher.

5 8108  
50x80mm - pack of 10

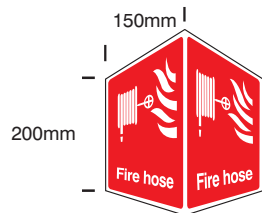
## Extinguisher Information

Display this sign on a notice board or communal area to give staff general information on extinguishers. Do not site directly above extinguishers.

Types of Modern Fire Extinguishers					
<b>WATER</b>  <b>SAFE FOR:</b> Wood, paper and textiles <b>NOT FOR:</b> Flammable liquid fires <b>NOT FOR:</b> Live electrical equipment <b>NOT FOR:</b> Flammable METAL fires	<b>FOAM SPRAY</b>  <b>SAFE FOR:</b> Wood, paper and textiles <b>SAFE FOR:</b> Flammable liquids <b>NOT FOR:</b> Live electrical equipment <b>NOT FOR:</b> Flammable METAL fires	<b>ABC POWDER</b>  <b>SAFE FOR:</b> Wood, paper and textiles <b>SAFE FOR:</b> Flammable liquids <b>SAFE FOR:</b> Gaseous fires <b>SAFE FOR:</b> Live electrical equipment	<b>CARBON DIOXIDE</b>  <b>SAFE FOR:</b> Flammable liquids <b>SAFE FOR:</b> Live electrical equipment <b>NOT FOR:</b> Wood, paper and textiles <b>NOT FOR:</b> Flammable gases <b>NOT FOR:</b> Do not operate within confined spaces	<b>WET CHEMICAL</b>  <b>SAFE FOR:</b> Cooking oils and deep fat fryers <b>SAFE FOR:</b> Wood, paper and textiles <b>NOT FOR:</b> Flammable liquids <b>NOT FOR:</b> Live electrical equipment <b>NOT FOR:</b> Flammable METAL fires	<b>HYDRO SPRAY</b>  <b>SAFE FOR:</b> Wood, paper and textiles <b>SAFE FOR:</b> Flammable liquid fires <b>NOT FOR:</b> Live electrical equipment <b>NOT FOR:</b> Flammable METAL fires

1 1226 L  
2 1226 L

## Projecting Signs



5 8001



5 8002



5 8003



5 8004

Use EasiFIX projecting signs to identify the location of fire equipment from several view points. Supplied ready to install with drilling guide, EasiFIX signs are designed to conceal the fixings for a neat finish.

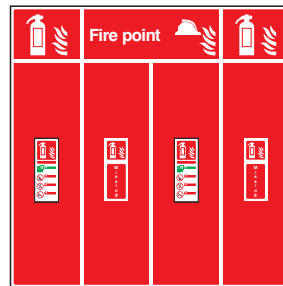
## Fire Extinguisher Location Boards



- Manufactured in 3mm Rigid PVC, with factory fitted fire extinguisher identification.

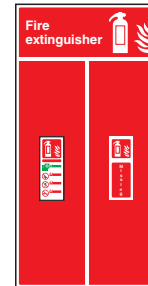
- Extinguisher bracket should be fixed through the panel and onto the wall. (Not supplied with board)

### Double Extinguisher Board



5 8020 900x900mm  
(please specify extinguisher types)

### Single Extinguisher Board



450x900mm

- 5 8012 Hydrospray
- 5 8014 Water
- 5 8015 Foam Spray
- 5 8016 ABC Powder
- 5 8017 Carbon Dioxide
- 5 8018 Wet Chemical

## Extinguisher Warnings

Fit this sign behind the extinguisher. It is there to highlight when an extinguisher has been removed and not replaced.



1 1239 S  
2 1239 S



1 1030 E K  
2 1030 E K



1 1222 E K  
2 1222 E K



1 1223 A  
2 1223 A



1 1055 V  
2 1055 V



1 1243 S  
2 1243 S

### HOW TO ORDER

#### Choose Your Sign



#### Choose Material Codes

- 1 Rigid Plastic
  - 2 Self Adhesive Vinyl
  - 3 Photoluminescent Rigid Plastic
  - 4 Photoluminescent Self Adhesive
  - \* 5 Miscellaneous Products
  - 6 Aluminium
  - 7 Polycarbonate
- \* No size code is required when ordering miscellaneous products

#### Choose Size Codes

- |                       |                       |                       |
|-----------------------|-----------------------|-----------------------|
| <b>A</b> 75 x 100 mm  | <b>J</b> 400 x 200 mm | <b>S</b> 75 x 200 mm  |
| <b>B</b> 80 x 80 mm   | <b>K</b> 300 x 400 mm | <b>T</b> 210 x 210 mm |
| <b>C</b> 150 x 150 mm | <b>L</b> 450 x 150 mm | <b>U</b> 100 x 100 mm |
| <b>D</b> 150 x 100 mm | <b>M</b> 600 x 200 mm | <b>V</b> 300 x 150 mm |
| <b>E</b> 150 x 200 mm | <b>N</b> 400 x 400 mm | <b>W</b> 600 x 900 mm |
| <b>F</b> 200 x 200 mm | <b>P</b> 600 x 400 mm | <b>X</b> 200 x 100 mm |
| <b>G</b> 300 x 100 mm | <b>Q</b> 600 x 450 mm |                       |
| <b>H</b> 250 x 300 mm | <b>R</b> 178 x 203 mm |                       |

# FIRE ACTION

## Disabled

Helps to comply with Disability Discrimination Act 1995

**Refuge action**  
In the event of fire:  
This refuge provides fire and smoke protection for approximately  minutes.  
The evacuation plan in operation within these premises ensures that assistance will arrive at this point within  minutes.  
You are located on  Building

Disabled persons should:  
1. Remain calm  
2. Wait here until assistance arrives

1. Do not attempt to leave the building unassisted  
2. Do not leave this point even temporarily

1 1430   
2 1430

**Evacuation for disabled people**  
All staff should be aware of the specific needs of a disabled person. The needs differ from person to person.

**Wheelchair Users**  
1. Do not use lifts  
2. Do not use stairs  
3. Do not use the wheelchair or support unless trained to do so

**People with impaired vision**  
1. Look for people who may be identified as being impaired vision (bearing the person)  
2. Look out for people who may be disorientated  
3. Tell your supervisor about any hearing restrictions  
4. Offer your own to lead them through the evacuation route identified by the hearing aide  
5. Provide continual commentary as to where you are going

**Do not panic - remain as calm as possible**

**People with impaired hearing**  
1. These people may not hear the alarm  
2. Inform their supervisor in some other way  
3. Ensure they are taken to the evacuation route identified by the hearing aide

**Do not use lifts**

1 1434   
2 1434

## Residential Homes & Multi-occupancy Buildings

**Fire action**  
If you discover a fire:  
1. Operate the nearest fire alarm point.  
2. Call the fire brigade.  
3. Do not take any lifts, but if you can, unlock the fire with the equipment provided.  
4. Otherwise, close a door on the fire if you can, and close all other doors on your way out.  
5. Leave the building by the nearest available exit.  
6. Report to your assembly point.

If you hear the fire alarm:  
1. Leave the building by the nearest available exit, closing all doors behind you, and report to the assembly point at

**Do not panic**  
Do not stop to collect your belongings.  
Do not use lifts.

**Before you go to bed at night:**  
1. Put out all open fires or lit as possible oil lamp fires and anything else that could start a fire.  
2. Check all necessary electrical equipment.  
3. See that all candles and heaters are turned off at the night.  
4. See that all windows are properly closed.  
5. Do not leave any clothes, or anything else that might burn, near any heater or open fire.  
6. Check the kitchen and living rooms doors firmly behind you.

1 1418   
2 1418

**Fire Action**  
The person discovering a fire will:  
Operate the nearest fire alarm.  
(The Fire Brigade is to be called immediately)  
On hearing the fire alarm  
By night -  
Put on dressing gown and house shoes.  
Do not stop to dress fully.  
Ensure that others in your room are awake.  
Go to the place of assembly, shutting all doors behind you.

By day -  
Go at once to the place of assembly.  
At all times -  
Act quickly.

Do not stop to collect your personal belongings.  
Do not attempt to pass others on your way to the place of assembly.

The Place of Assembly is

1 1416   
2 1416

## Staff Fire Action

**Staff Fire Action Routine**

- Operate nearest fire alarm point
- Call the Fire Brigade
- Fight the fire, if safe and trained to do so
- Evacuate the building via the nearest exit
- Do not stop to collect personal belongings

1 1439   
2 1439

## Deluxe Range

150x200mm

**Fire action**  
if you discover a fire

- Operate nearest fire alarm point
- Fire Brigade will be called automatically
- Leave the building by the nearest exit
- Report to assembly point
- Do not stop to collect belongings
- Do not use lift

5 9529 Brass

**Fire action**  
if you discover a fire

- Operate nearest fire alarm point
- Fire Brigade will be called automatically
- Leave the building by the nearest exit
- Report to assembly point
- Do not stop to collect personal belongings
- Do not use lift

5 9528 Aluminium

**Fire action**  
if you discover a fire

- Operate nearest fire alarm point
- Call the Fire Brigade by telephoning
- Leave the building by the nearest exit
- Report to your assembly point at
- Do not stop to collect belongings
- Do not use lift

5 9539 Brass

**Fire action**  
if you discover a fire

- Operate nearest fire alarm point
- Call the Fire Brigade by telephoning  999
- Leave the building by the nearest exit
- Report to your assembly point at
- Do not stop to collect personal belongings
- Do not use lift

5 9538 Aluminium

## Multi-Lingual Fire Action Notices English, French and German

**Fire action**  
if you discover a fire

- Operate nearest fire alarm point. Faites fonctionner l'alarme d'incendie la plus proche. Den nächsten Feueralarm benutzen.
- Fire Brigade will be called automatically. Appel automatique des pompiers. Feuerwehr wird automatisch gerufen.
- Leave the building by the nearest exit. Quittez le bâtiment par la sortie la plus proche. Verlassen Sie das Gebäude durch den nächsten Ausgang.
- Report to your assembly point at . Présentez-vous au lieu d'appel à . Melden Sie sich an Ihrem Versammlungspunkt.
- Do not stop to collect personal belongings. Ne vous arrêtez pas pour prendre vos effets personnels. Nicht aufhalten, um persönlichen Dinge zu holen.
- Do not use lift. N'utilisez pas les ascenseurs. Den Aufzug nicht benutzen.

1 1435   
2 1435

**Fire action**  
if you discover a fire

- Operate nearest fire alarm point. Faites fonctionner l'alarme d'incendie la plus proche. Den nächsten Feueralarm benutzen.
- Call the fire brigade by telephoning  999. Appelez les pompiers à ce numéro. Rufen Sie die Feuerwehr telefonisch an  999.
- Leave the building by the nearest exit. Quittez le bâtiment par la sortie la plus proche. Verlassen Sie das Gebäude durch den nächsten Ausgang.
- Report to your assembly point at . Présentez-vous au lieu d'appel à . Melden Sie sich an Ihrem Versammlungspunkt.
- Do not stop to collect personal belongings. Ne vous arrêtez pas pour prendre vos effets personnels. Nicht aufhalten, um persönlichen Dinge zu holen.
- Do not use lift. N'utilisez pas les ascenseurs. Den Aufzug nicht benutzen.

1 1436   
2 1436

**Fire action**  
if you discover a fire

- Operate nearest fire alarm point. Faites fonctionner l'alarme d'incendie la plus proche. Den nächsten Feueralarm benutzen.
- Fire Brigade will be called automatically. Appel automatique des pompiers. Feuerwehr wird automatisch gerufen.
- Leave the building by the nearest exit. Quittez le bâtiment par la sortie la plus proche. Verlassen Sie das Gebäude durch den nächsten Ausgang.
- Report to your assembly point at . Présentez-vous au lieu d'appel à . Melden Sie sich an Ihrem Versammlungspunkt.
- Do not stop to collect personal belongings. Ne vous arrêtez pas pour prendre vos effets personnels. Nicht aufhalten, um persönlichen Dinge zu holen.
- Do not use lift. N'utilisez pas les ascenseurs. Den Aufzug nicht benutzen.

1 1437   
2 1437

**Fire action**  
Any person discovering a fire:  
1. Operate the alarm.  
2. Call the fire brigade.  
3. Do not stop to dress fully.  
4. Ensure that others in your room are awake.  
5. Go to the place of assembly, shutting all doors behind you.

**Action en cas d'incendie**  
1. Faites fonctionner l'alarme d'incendie la plus proche.  
2. Appelez les pompiers à ce numéro.  
3. Ne vous arrêtez pas pour prendre vos effets personnels.  
4. Assurez-vous que les autres personnes de votre chambre sont éveillées.  
5. Allez à l'endroit de rassemblement, en fermant toutes les portes derrière vous.

**Verhalten bei Feuer**  
1. Drücken Sie sofort den Brandmelder.  
2. Rufen Sie die Feuerwehr an.  
3. Nehmen Sie keine Zeit für Ihre Sachen.  
4. Stellen Sie sicher, dass alle anderen Personen in Ihrem Zimmer wach sind.  
5. Gehen Sie zum Versammlungspunkt, schließen Sie alle Türen hinter sich.

**Other fire notices:**  
1. Operate the fire alarm point.  
2. Call the fire brigade.  
3. Do not stop to dress fully.  
4. Ensure that others in your room are awake.  
5. Go to the place of assembly, shutting all doors behind you.

1 1424   
2 1424

## English and Polish

**Fire action**  
if you discover a fire

- Operate nearest fire alarm point. Uruchomij alarm przy najbliższym punkcie posarowym.
- Fire Brigade will be called automatically. Automatycznie zostanie wybrany numer straży pożarnej.
- Leave the building by the nearest exit. Wyjdź z budynku najbliższym wyjściem.
- Report to your assembly point at . Zgłoś się do Twojego punktu zbiorczego przy .
- Do not stop to collect personal belongings. Nie zatrzymuj się, by zabrać rzeczy osobiste.
- Do not use lift. Nie korzystaj z windy.

1 1440   
2 1440

**Fire Action**

- Operate nearest fire alarm.  
1. Uruchomij alarm przy najbliższym punkcie pożarowym
- Leave building by the nearest exit.  
2. Wyjdź z budynku najbliższym wyjściem
- Report to assembly point.  
3. Zgłoś się do Twojego punktu zbiorczego przy

1 1441   
2 1441

## Hazard

**Gas Leak Action**  
Any person discovering a gas leak

- Extinguish all naked flames and cigarettes.
- Turn off the supply at the control valve.
- Open all windows.
- Call gas emergency on:

If the escape persists:  
1. Evacuate building immediately.  
2. Report to the external assembly point.  Assembly point.

Do not search with naked lights.  
Do not operate any electrical switch, light or appliance.  
Do not turn gas back on until the escape has been repaired.

1 1431   
2 1431

**Bomb Alert**  
Action to be taken in the event of receiving a bomb alert by telephone.

- Continue conversation whilst alerting a colleague of the situation.
- Stay calm and obtain as much information as possible.
- Manager and police must be alerted immediately.

**Evacuation**  
Raise the alarm immediately.  
Use, if possible, another means of alarm than that of a fire or intruder alarm.  
If location of bombs has been identified, evacuate using a route that avoids that area.  
Report to assembly point at:

Do not stop to collect personal belongings.  
Do not re-enter the building until authorised to do so.

1 1433   
2 1433

## Brigade Dialed Manually

**Fire Action**

If you discover a fire

1. Immediately operate nearest alarm call-point.
2. Attack fire, if possible, with fire appliances provided but without taking personal risks.

On hearing alarm of fire

3. The [ ] will call the fire brigade immediately by exchange telephone
- (a) Lift receiver and dial 999.
- (b) Give operator your telephone number and ask for fire.
- (c) When fire brigade replies give call destination.

Fire at [ ]

Do not replace receiver until address has been repeated by fire brigade

Call fire brigade immediately to every fire or on suspicion of fire

4. Leave building and report to person in charge of assembly point [ ]

Use nearest available exit.

Do not use lifts.  
Do not stop to collect personal belongings.  
Do not re-enter building.

1 1402 E H  
2 1402 E H

**Fire Action**

If you discover fire

(a) Immediately operate nearest alarm call point

On hearing alarm of fire

(b) The [ ] will call the fire brigade

(c) Do not stop to collect personal belonging

(d) Leave by nearest available exit

(e) Proceed to assembly point situated at [ ] and report to person in charge

Do not use lifts  
Do not re-enter building until you are told it is safe to do so.

1 1403 E H  
2 1403 E H

## Lift in Building

**Fire alarm**

**Fire Action**

Any person discovering a fire

1. Sound the alarm.
2. Phone [ ] to call the fire brigade.
3. Attack the fire if possible using the appliances provided.

On hearing the fire alarm

4. Leave the building by [ ] route.
5. Close all doors behind you.
6. Report to assembly point.

Do not take risks.  
Do not return to the building for any reason until authorised to do so.  
Do not use lifts.

1 1426 E H  
2 1426 E H

**Fire action if you discover a fire**

Operate nearest fire alarm point

Call the Fire brigade by telephoning 999

Leave the building by the nearest exit.

Report to your assembly point at [ ]

Do not stop to collect personal belongings

Do not use lift

1 1419 E H  
2 1419 E H

## Brigade Dialed Automatically

**Fire action if you discover a fire**

Operate nearest fire alarm point

Fire Brigade will be called automatically.

Leave the building by the nearest exit.

Report to your assembly point at [ ]

Do not stop to collect personal belongings

Do not use lift

1 1428 E H  
2 1428 E H

**Fire action if you discover a fire**

Operate nearest fire alarm point

Fire Brigade will be called automatically.

Leave the building by the nearest exit

Report to your assembly point at [ ]

Do not stop to collect personal belongings

1 1429 E H  
2 1429 E H

**Fire Action**

1. Operate nearest fire alarm.
2. Leave building by the nearest exit.
3. Report to assembly point.

1 1405 E H  
2 1405 E H

**Fire Action**

Any person discovering a fire

1. Sound the alarm.
2. Phone [ ] to call the fire brigade.
3. Attack the fire if possible using the appliances provided.

On hearing the fire alarm

4. Leave the building by [ ] route.
5. Close all doors behind you.
6. Report to assembly point.

Do not take risks.  
Do not return to the building for any reason until authorised to do so.  
Do not use lifts.

1 1432 E H  
2 1432 E H

## Brigade Dialed Manually

**Fire alarm**

**Fire Action**

Any person discovering a fire

1. Sound the alarm.
2. Phone [ ] to call the fire brigade.
3. Attack the fire if possible using the appliances provided.

On hearing the fire alarm

4. Leave the building by [ ] route.
5. Close all doors behind you.
6. Report to assembly point.

Do not take risks.  
Do not return to the building for any reason until authorised to do so.

1 1427 E H  
2 1427 E H

**Fire Action**

If you discover a fire

1. Immediately operate nearest alarm call-point.
2. Attack fire, if possible, with fire appliances provided but without taking personal risks.

On hearing alarm of fire

3. The [ ] will call the fire brigade immediately by Exchange telephone
- (a) Lift receiver and dial 999.
- (b) Give operator your telephone number and ask for Fire.
- (c) When fire brigade replies give call destination.

Fire at [ ]

Do not replace receiver until address has been repeated by fire brigade

Call fire brigade immediately to every fire or on suspicion of fire

4. Leave building and report to person in charge of assembly point [ ]

5. The [ ] will take charge of any evacuation and ensure that no one is left in the building.

Use nearest available exit.  
Do not stop to collect personal belongings.  
Do not re-enter building.

1 1401 E H  
2 1401 E H

## No Lift in Building

**Fire Action**

Any person discovering a fire

1. Sound the alarm
2. [ ] to call the fire brigade
3. Attack the fire if possible using the appliances provided

On hearing the fire alarm

4. Leave the building by [ ] route
5. Close all doors behind you
6. Report to assembly point

Do not take risks  
Do not return to the building for any reason until authorised to do so

1 1423 E H  
2 1423 E H

**Fire action if you discover a fire**

Operate nearest fire alarm point

Call the Fire brigade by telephoning 999

Leave the building by the nearest exit.

Report to your assembly point at [ ]

Do not stop to collect personal belongings

1 1420 E H  
2 1420 E H

## Fine Line Marker Pen



5 3430

**Fire Action**

On discovering a fire:-

- Ensure the caravan or site building involved is evacuated.
- Raise the alarm.
- Call the fire brigade. The nearest telephone is at [ ]
- Attack the fire using the fire fighting equipment provided.

It is the interest of all occupiers of the site to be familiar with the above routine and the method of operating the fire alarm and fire fighting equipment.

1 1404 E  
2 1404 E

**In case of fire**

If you discover a fire:-

- Operate the fire alarm by breaking the glass. The alarm will sound automatically in the nearest and clear area.
- Give the operator your number and ask for the Fire Brigade.
- When the Fire Brigade arrives give call destination.

Fire at [ ]

Do not put the receiver down until the Fire Brigade have repeated the address.

It is in the interest of all occupiers of the site to be familiar with the above routine and the method of operating the fire alarm and fire fighting equipment.

1 1422 E  
2 1422 E

**Fire Action**

1. Lift receiver and dial 999.
2. Give operator your telephone number and ask for Fire.
3. When fire brigade replies give call destination.

Fire at [ ]

Do not replace receiver until address has been repeated by the brigade

Call fire brigade immediately to every fire or on suspicion of fire

1 1406 F  
2 1406 F

**HOW TO ORDER**

### Choose Your Sign

**Your sign**

1 1234 G L

Material Sign Size

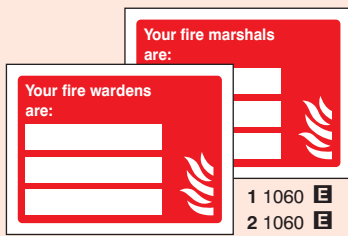
### Choose Material Codes

- 1 Rigid Plastic
  - 2 Self Adhesive Vinyl
  - 3 Photoluminescent Rigid Plastic
  - 4 Photoluminescent Self Adhesive
  - \* 5 Miscellaneous Products
  - 6 Aluminium
  - 7 Polycarbonate
- \* No size code is required when ordering miscellaneous products


### Choose Size Codes

<b>A</b> 75 x 100 mm	<b>J</b> 400 x 200 mm	<b>S</b> 75 x 200 mm
<b>B</b> 80 x 80 mm	<b>K</b> 300 x 400 mm	<b>T</b> 210 x 210 mm
<b>C</b> 150 x 150 mm	<b>L</b> 450 x 150 mm	<b>U</b> 100 x 100 mm
<b>D</b> 150 x 100 mm	<b>M</b> 600 x 200 mm	<b>V</b> 300 x 150 mm
<b>E</b> 150 x 200 mm	<b>N</b> 400 x 400 mm	<b>W</b> 600 x 900 mm
<b>F</b> 200 x 200 mm	<b>P</b> 600 x 400 mm	<b>X</b> 200 x 100 mm
<b>G</b> 300 x 100 mm	<b>Q</b> 600 x 450 mm	
<b>H</b> 250 x 300 mm	<b>R</b> 178 x 203 mm	

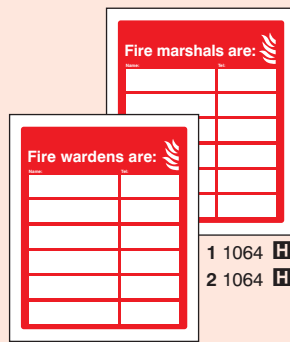
## Fire Wardens & Marshals



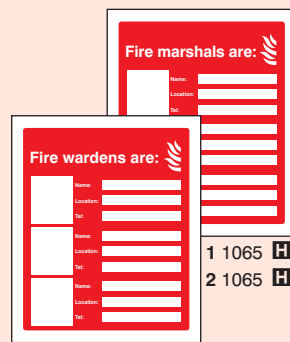
1 1037 E  
2 1037 E



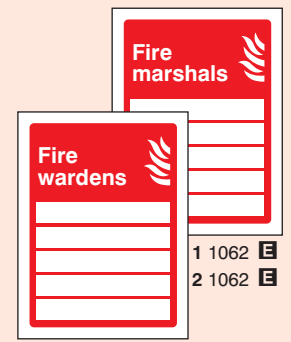
1 1060 E  
2 1060 E



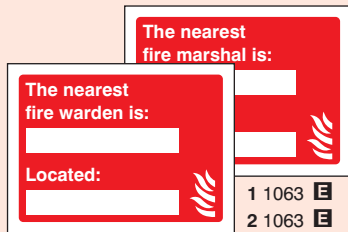
1 1064 H  
2 1064 H



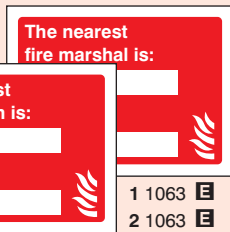
1 1065 H  
2 1065 H



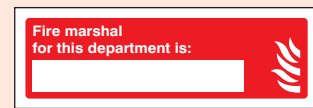
1 1062 E  
2 1062 E



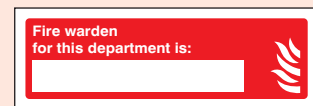
1 1036 E  
2 1036 E



1 1063 E  
2 1063 E



1 1061 G



1 1034 G

For Adapt-A-Signs see page **11**

### Lifts



1 1213 E H  
2 1213 E H



1 1220 E H  
2 1220 E H

### Car Park



1 7565 Q  
6 7565 Q

## EasiKIT Fire Action


Self adhesive vinyl with silver finish provides elegant, cost effective signage. Includes aperture to accommodate regulation size fire alarm call points. Simply pop out the call point symbol and apply main sign over call point box, then position symbol on wall above call point at a height of between 1.7 and 2.0 metres from ground level. See page 21 for photoluminescent options.



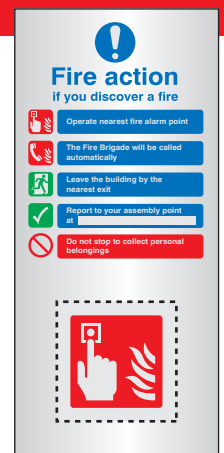
5 9143



5 9145



5 9146



5 9144

## Fire Safety Signs Kit

Save an amazing 20% on your essential emergency escape signage. This range of 41 individual signs is manufactured from 1mm rigid plastic and comprises our best selling fire safety signs.

- Contents:**
- 3x Fire exit – left (300x100mm)
  - 3x Fire exit – right (300x100mm)
  - 2x Fire exit – straight on (300x100mm)
  - 2x Push bar to open (300x100mm)
  - 2x Fire exit - keep clear (300x100mm)
  - 3x \*Fire door keep closed 65mm dia - sheet of 6
  - 2x Fire alarm (300x100mm)
  - 3x Fire extinguisher (300x100mm)
  - 1x Fire assembly point (600x450mm)
  - 2x Your assembly point is (150x50mm)
  - 3x EEC fire action (150x200mm)
  - \*Self-adhesive vinyl



5 1648

## Adapt-A-Sign

A cost effective sign, allows you to adapt the sign to efficiently manage any changes in personnel or company details. Helps ensure your signs remain up to date at all times.

Developed to hold a standard A4 sheet of paper, which you can simply print off with your relevant contact details and insert into the sign.

Manufactured from 3mm Foamex with a hard wearing clear PVC cover.

Size: 215x310mm

For more Adapt-A-Signs see page **111**



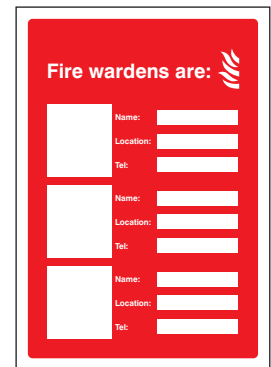
5 1044



5 1043



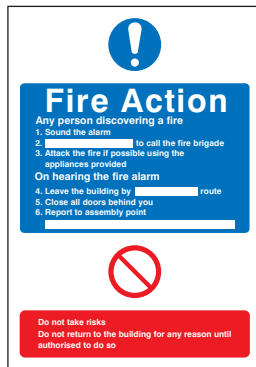
5 1035



5 1053



5 1432



5 1423



5 1037



5 1052

## Fire Log Book

Maintaining a log book is considered good practice. It is used to demonstrate that fire safety responsibilities in the workplace are being managed effectively. Maintaining a log book also provides fire engineers with a full service history.



5 8061

## Vehicle Marking

Self adhesive on face for application to inside of window



5 8060 300 x 50 mm



## Reflective Armbands

Enables staff and site visitors to quickly identify fire personnel



5 6052

5 6051

**HOW TO ORDER**

### Choose Your Sign



### Choose Material Codes

- 1 Rigid Plastic
  - 2 Self Adhesive Vinyl
  - 3 Photoluminescent Rigid Plastic
  - 4 Photoluminescent Self Adhesive
  - \* 5 Miscellaneous Products
  - 6 Aluminium
  - 7 Polycarbonate
- \* No size code is required when ordering miscellaneous products

### Choose Size Codes

<b>A</b> 75 x 100 mm	<b>J</b> 400 x 200 mm	<b>S</b> 75 x 200 mm
<b>B</b> 80 x 80 mm	<b>K</b> 300 x 400 mm	<b>T</b> 210 x 210 mm
<b>C</b> 150 x 150 mm	<b>L</b> 450 x 150 mm	<b>U</b> 100 x 100 mm
<b>D</b> 150 x 100 mm	<b>M</b> 600 x 200 mm	<b>V</b> 300 x 150 mm
<b>E</b> 150 x 200 mm	<b>N</b> 400 x 400 mm	<b>W</b> 600 x 900 mm
<b>F</b> 200 x 200 mm	<b>P</b> 600 x 400 mm	<b>X</b> 200 x 100 mm
<b>G</b> 300 x 100 mm	<b>Q</b> 600 x 450 mm	
<b>H</b> 250 x 300 mm	<b>R</b> 178 x 203 mm	

# FIRE DOORS

Every fire door should have an appropriate "Fire door keep shut" sign fitted. Where doors can be used from either side a sign is required on both sides. Doors which open on to a fire escape corridor should be locked shut and signed accordingly.



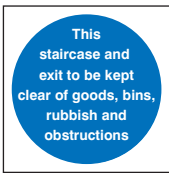
1 1606 **F N B**  
 2 1606 **F N B**  
 6 1606 **F N**  
 7 1606 **F**



1 1610 **B U**  
 2 1610 **B U**  
 7 1610 **B**



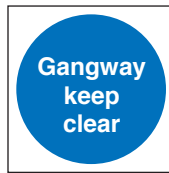
When installed outside, place on wall either to the opposite side to the door's hinges or above the door.



1 1601 **F**  
 2 1601 **F**



1 1602 **B F**  
 2 1602 **B F**



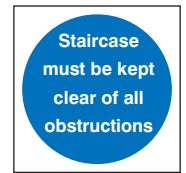
1 1603 **F N**  
 2 1603 **F N**



1 1604 **F N**  
 2 1604 **F N**



1 1605 **F N U**  
 2 1605 **F N U**



1 1607 **F N**  
 2 1607 **F N**



1 1608 **B F**  
 2 1608 **B F**



1 1609 **B**  
 2 1609 **B**



1 1611 **B**  
 2 1611 **B**



1 1612 **B**  
 2 1612 **B**



1 1613 **F N**  
 2 1613 **F N**



1 1614 **F N**  
 2 1614 **F N**



1 1615 **F N**  
 2 1615 **F N**



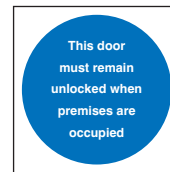
1 1616 **B**  
 2 1616 **B**



1 1617 **B U**  
 2 1617 **B U**



1 1618 **B U**  
 2 1618 **B U**



1 1619 **B**  
 2 1619 **B**



1 1620 **B**  
 2 1620 **B**



1 1621 **B**  
 2 1621 **B**



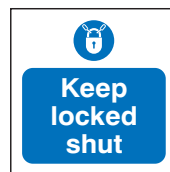
1 1635 **U**  
 2 1635 **U**



1 1636 **U**  
 2 1636 **U**



1 1054 **B**  
 2 1054 **B**



1 1625 **B**  
 2 1625 **B**



1 1626 **B D**  
 2 1626 **B D**



1 1627 **B**  
 2 1627 **B**



1 1628 **B**  
 2 1628 **B**



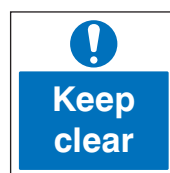
1 1629 **B D**  
 2 1629 **B D**



1 1630 **B**  
 2 1630 **B**



1 1631 **F N**  
 2 1631 **F N**



1 1632 **F N**  
 2 1632 **F N**



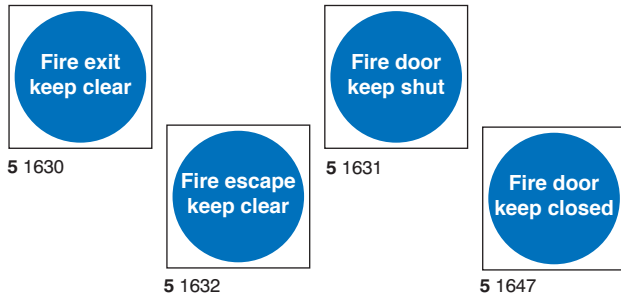
1 1633 **F N**  
 2 1633 **F N**  
 6 1633 **F N**



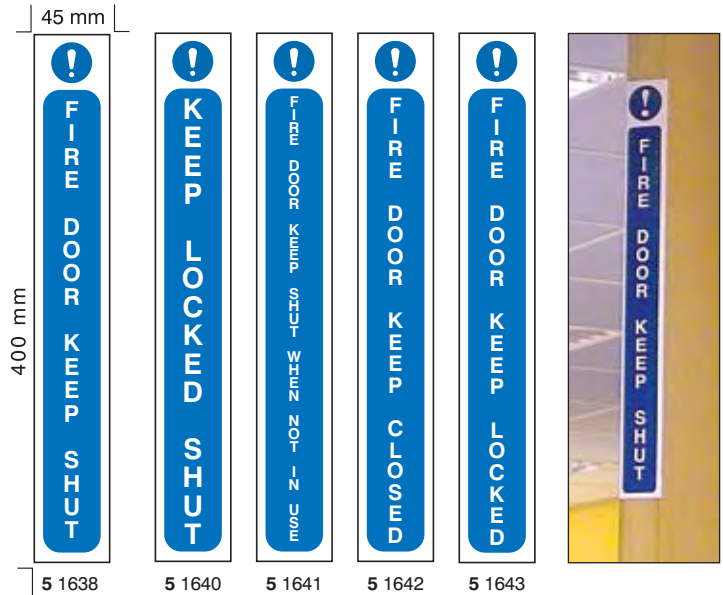
1 1634 **F**  
 2 1634 **F**  
 6 1634 **F**

## Double Sided Self Adhesive Signs

For use on glass doors - clearly displays the same message from both sides. Size 100x100mm



## Door Edge Self Adhesive Signs



Do not place door edge sign over fire door's intumescent strip.

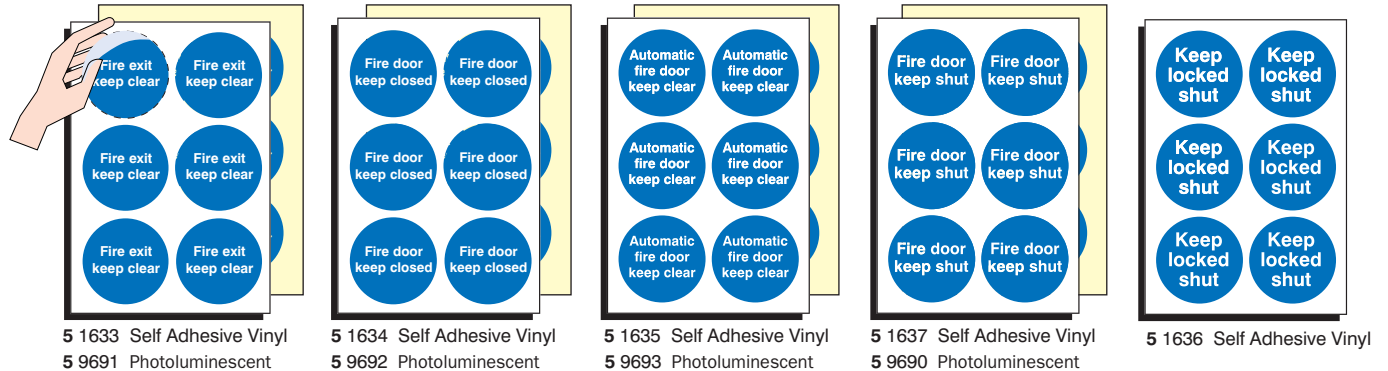
## 70mm Deluxe Fire Door Signs



## Peel 'n' Stick Labels

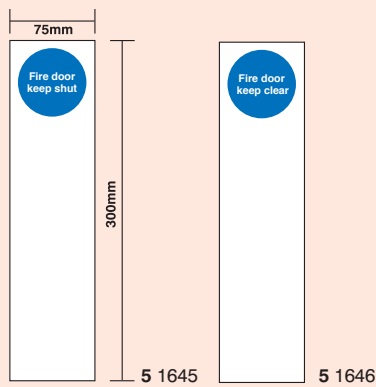
- Economic and easy to use
- Supplied in sheets of six labels
- Each label is 65mm diameter

**Extended Range:**  
Now available in photoluminescent labels.  
Individual label size 80x80mm.



## Door Plates

Manufactured from hard wearing white faced aluminium with adhesive backing.



## Braille & Tactile Door Plates

Self adhesive backed  
70 x 200 mm



**HOW TO ORDER**

Choose Your Sign

Your sign

1 1234 GL

Material Sign Size

Choose Material Codes

- 1 Rigid Plastic
- 2 Self Adhesive Vinyl
- 3 Photoluminescent Rigid Plastic
- 4 Photoluminescent Self Adhesive
- \* 5 Miscellaneous Products
- 6 Aluminium
- 7 Polycarbonate

\* No size code is required when ordering miscellaneous products

Choose Size Codes

<b>A</b> 75 x 100 mm	<b>J</b> 400 x 200 mm	<b>S</b> 75 x 200 mm
<b>B</b> 80 x 80 mm	<b>K</b> 300 x 400 mm	<b>T</b> 210 x 210 mm
<b>C</b> 150 x 150 mm	<b>L</b> 450 x 150 mm	<b>U</b> 100 x 100 mm
<b>D</b> 150 x 100 mm	<b>M</b> 600 x 200 mm	<b>V</b> 300 x 150 mm
<b>E</b> 150 x 200 mm	<b>N</b> 400 x 400 mm	<b>W</b> 600 x 900 mm
<b>F</b> 200 x 200 mm	<b>P</b> 600 x 400 mm	<b>X</b> 200 x 100 mm
<b>G</b> 300 x 100 mm	<b>Q</b> 600 x 450 mm	
<b>H</b> 250 x 300 mm	<b>R</b> 178 x 203 mm	

# EMERGENCY ESCAPE

## British Standard BS 5499

A mixture of British Standard and European fire exit signs should never be displayed together within the same building.



1 2003 G L M  
2 2003 G L M  
7 2003 G L



1 2004 G L M  
2 2004 G L M  
7 2004 G L



1 2001 G L M  
2 2001 G L M



1 2002 G L M  
2 2002 G L M



1 2007 G L M  
2 2007 G L M  
7 2007 G L



1 2008 G L M  
2 2008 G L M  
7 2008 G L



1 2005 G L M  
2 2005 G L M



1 2006 G L M  
2 2006 G L M



1 2011 G L M  
2 2011 G L M



1 2012 G L M  
2 2012 G L M



1 2009 G L M  
2 2009 G L M



1 2010 G L M  
2 2010 G L M



1 2015 G L M  
2 2015 G L M



1 2016 G L M  
2 2016 G L M



1 2013 G L M  
2 2013 G L M



1 2014 G L M  
2 2014 G L M



1 2063 G L  
2 2063 G L



1 2069 G L  
2 2069 G L



1 2053 G L  
2 2053 G L



1 2058 G L  
2 2058 G L

## Final Exit

These signs should be positioned at the door which opens out to a place of safety.



1 2036 J L V X  
2 2036 J L V X



1 2057 J V X  
2 2057 J V X



1 2033 J L V X  
2 2033 J L V X  
7 2033 V



1 2056 J V X  
2 2056 J V X



1 2064 G L  
2 2064 G L

## E.C. Directive



1 2017 G L  
2 2017 G L



1 2018 G L  
2 2018 G L



1 2019 G L  
2 2019 G L



1 2020 G L  
2 2020 G L



1 2021 G L  
2 2021 G L



1 2022 G L  
2 2022 G L



1 2023 G L  
2 2023 G L



1 2024 G L  
2 2024 G L



1 2025 J V  
2 2025 J V



1 2026 J V  
2 2026 J V



1 2027 J V  
2 2027 J V



1 2028 J V  
2 2028 J V



1 2029 J V  
2 2029 J V



1 2030 J V  
2 2030 J V



1 2031 J V  
2 2031 J V




1 2032 J V  
2 2032 J V

## Suspended Frames

Available in a range of sizes and colours to suit your requirements. All suspended frames are supplied complete with suspension kit for easy installation. Can be used either **single** or double **sided**.

Frame supplied with two wire hooks and self adhesive pads.



5 8100

### Screw In Hooks

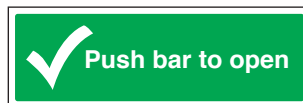


5 8110 Supplied in pairs  
(Screws not included)

Code	Size of Sign	Colour
5 8681	300x100mm	
5 8680	450x150mm	Grey
5 8674	600x200mm	
5 8700	300x100mm	
5 8701	450x150mm	White
5 8702	600x200mm	
5 8703	300x100mm	
5 8704	450x150mm	Green
5 8705	600x200mm	



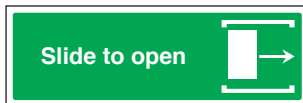
1 2045 **G L**  
2 2045 **G L**



1 2047 **G L**  
2 2047 **G L**



5 8103 600mm x 75mm Self Adhesive



1 2046 **G L**  
2 2046 **G L**

Push bar or push pad to open signs should be fitted to each fire exit door which incorporates a quick release mechanism. The sign should be fitted on or above mechanism.



2 2068 **A**



1 2070 **S**  
2 2070 **S**



1 2071 **S**  
2 2071 **S**



1 1624 **E**  
2 1624 **E**



1 2067 **A E**  
2 2067 **A E**



1 2049 **G L**  
2 2049 **G L**



1 2051 **G L**  
2 2051 **G L**



1 2050 **G L**  
2 2050 **G L**



1 2048 **G L**  
2 2048 **G L**



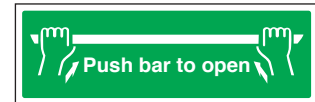
1 2065 **G L**  
2 2065 **G L**



1 2061 **G L**  
2 2061 **G L**



1 2062 **G L**  
2 2062 **G L**



1 2052 **G L**  
2 2052 **G L**



1 2034 **C F U**  
2 2034 **C F U**



1 2037 **C F U**  
2 2037 **C F U**



1 2035 **C F**  
2 2035 **C F**



1 2038 **C F**  
2 2038 **C F**



1 2039 **C F**  
2 2039 **C F**



1 2040 **C F**  
2 2040 **C F**



1 2060 **F U**  
2 2060 **F U**



1 2043 **F U**  
2 2043 **F U**



1 2044 **F U**  
2 2044 **F U**



1 2072 **F U**  
2 2072 **F U**

In accordance with BS5499, these text signs should be used alongside a running man graphic and, where appropriate, a directional arrow.



1 2122 **F**  
2 2122 **F**



1 2041 **F**  
2 2041 **F**



1 2042 **F**  
2 2042 **F**

### HOW TO ORDER

#### Choose Your Sign



#### Choose Material Codes

- 1 Rigid Plastic
  - 2 Self Adhesive Vinyl
  - 3 Photoluminescent Rigid Plastic
  - 4 Photoluminescent Self Adhesive
  - \* 5 Miscellaneous Products
  - 6 Aluminium
  - 7 Polycarbonate
- \* No size code is required when ordering miscellaneous products

#### Choose Size Codes

<b>A</b> 75 x 100 mm	<b>J</b> 400 x 200 mm	<b>S</b> 75 x 200 mm
<b>B</b> 80 x 80 mm	<b>K</b> 300 x 400 mm	<b>T</b> 210 x 210 mm
<b>C</b> 150 x 150 mm	<b>L</b> 450 x 150 mm	<b>U</b> 100 x 100 mm
<b>D</b> 150 x 100 mm	<b>M</b> 600 x 200 mm	<b>V</b> 300 x 150 mm
<b>E</b> 150 x 200 mm	<b>N</b> 400 x 400 mm	<b>W</b> 600 x 900 mm
<b>F</b> 200 x 200 mm	<b>P</b> 600 x 400 mm	<b>X</b> 200 x 100 mm
<b>G</b> 300 x 100 mm	<b>Q</b> 600 x 450 mm	
<b>H</b> 250 x 300 mm	<b>R</b> 178 x 203 mm	

# EMERGENCY ESCAPE

## Emergency Escape Signs for the Disabled

This range of signs are specifically designed to assist the safe evacuation of the physically disabled in the event of an emergency. These signs meet the requirements of BS5588 Part 8 - the code of practice for means of escape for disabled people.



1 2087 **G L**  
2 2087 **G L**



1 2089 **G L**  
2 2089 **G L**



1 2091 **G L**  
2 2091 **G L**



1 1227 **G L**  
2 1227 **G L**



1 2098 **G L**  
2 2098 **G L**



1 2093 **G L**  
2 2093 **G L**




1 2094 **G L**  
2 2094 **G L**



1 2146 **G L**  
2 2146 **G L**



1 2147 **G L**  
2 2147 **G L**



1 1430 **E H**  
2 1430 **E H**



1 2095 **E H**  
2 2095 **E H**



1 2096 **E H**  
2 2096 **E H**



1 2085 **E H**  
2 2085 **E H**



1 2097 **E H**  
2 2097 **E H**



1 1229 **L**  
2 1229 **L**



1 1230 **L**  
2 1230 **L**



1 1250 **L**  
2 1250 **L**



1 1251 **L**  
2 1251 **L**



1 1228 **H**  
2 1228 **H**



1 1224 **L**  
2 1224 **L**



1 1225 **L**  
2 1225 **L**



1 1211 **L**  
2 1211 **L**



1 1252 **L**  
2 1252 **L**



1 1210 **H**  
2 1210 **H**

## Evacuation Chair



5 6050

- Provides safe, efficient evacuation from variety of locations
- Slides safely and easily down stairs
- Folds for compact storage - quick and easy to unfold
- Ideal for hotels, public centres and offices

## Health Services and Hospitals

Some hospitals and health services still display fire exit signs with flames (in accordance with the superseded Hospital Technical Memorandum 65). NHS organisations are now expected to comply with the standard BS5499 signage, as found on page 14.



1 2120 **G L M**  
2 2120 **G L M**



1 2121 **G L M**  
2 2121 **G L M**



1 2083 **G L M**  
2 2083 **G L M**



1 2084 **G L M**  
2 2084 **G L M**



1 2082 **J V**  
2 2082 **J V**



1 2090 **G L M**  
2 2090 **G L M**



1 2086 **G L M**  
2 2086 **G L M**



1 2092 **G L M**  
2 2092 **G L M**



1 2109 **C F**  
2 2109 **C F**



1 2081 **J V**  
2 2081 **J V**



1 2088 **G L M**  
2 2088 **G L M**



1 2107 **G L M**  
2 2107 **G L M**



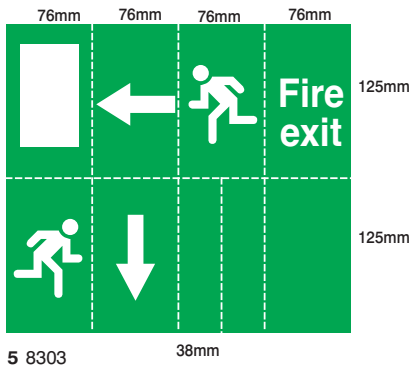
1 2108 **G L M**  
2 2108 **G L M**



1 2110 **C F**  
2 2110 **C F**

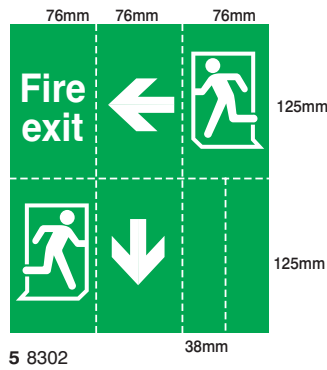
## Self Adhesives Overlays

E.C. Directive



5 8303

British Standard BS 5499



5 8302



Tear-off symbols and text required, and place over emergency lighting unit.

## Replace-a-front Emergency Lighting Fascias

To replace the front of your emergency light unit with a BS5499 compliant graphic, use part number 5 8308.



5 8308

When ordering please state the x and y dimensions you require, along with the wording and arrow direction.

eg 58308 /400x200mm/Fire Exit Up


## EasiFIX Projecting Signs



5 8005



5 8006



- Visible from a number of angles, EasiFIX projecting signs help in the quick identification of suitable exit or fire exit routes.
- Supplied with a drilling guide for simple installation and designed to conceal fixings for a neat finish.

## Door Plates


Manufactured from hardwearing white faced aluminium with adhesive backing. Door Plates should be installed to reinforce the exit message. They should not be installed instead of an exit/fire exit sign above the door.




5 2132



5 2133



5 2134



5 2135



5 2136



5 2137



5 2130



## Deluxe Range



Brass

5 9516

300x100mm

Aluminium

5 5922

300x100mm



Brass

5 9517

300x100mm

Aluminium

5 5923

300x100mm



Brass

5 9520

300x100mm

Aluminium

5 5926

300x100mm



Brass

5 9518

300x100mm

Aluminium

5 5924

300x100mm



Brass

5 9519

300x100mm

Aluminium

5 5925

300x100mm



Brass

5 9521

200x100mm

Aluminium

5 5927

200x100mm

## HOW TO ORDER

Choose Your Sign



1 1234 GL



Choose Material Codes

- 1 Rigid Plastic
- 2 Self Adhesive Vinyl
- 3 Photoluminescent Rigid Plastic
- 4 Photoluminescent Self Adhesive
- \* 5 Miscellaneous Products
- 6 Aluminium
- 7 Polycarbonate

\* No size code is required when ordering miscellaneous products

Choose Size Codes

- |                       |                       |                       |
|-----------------------|-----------------------|-----------------------|
| <b>A</b> 75 x 100 mm  | <b>J</b> 400 x 200 mm | <b>S</b> 75 x 200 mm  |
| <b>B</b> 80 x 80 mm   | <b>K</b> 300 x 400 mm | <b>T</b> 210 x 210 mm |
| <b>C</b> 150 x 150 mm | <b>L</b> 450 x 150 mm | <b>U</b> 100 x 100 mm |
| <b>D</b> 150 x 100 mm | <b>M</b> 600 x 200 mm | <b>V</b> 300 x 150 mm |
| <b>E</b> 150 x 200 mm | <b>N</b> 400 x 400 mm | <b>W</b> 600 x 900 mm |
| <b>F</b> 200 x 200 mm | <b>P</b> 600 x 400 mm | <b>X</b> 200 x 100 mm |
| <b>G</b> 300 x 100 mm | <b>Q</b> 600 x 450 mm |                       |
| <b>H</b> 250 x 300 mm | <b>R</b> 178 x 203 mm |                       |

# LARGE FORMAT EMERGENCY ESCAPE

For use in large open plan areas, large format signs are manufactured on 5mm foam PVC for strength and durability. A selection of large format signs are also available in photoluminescent on page 27.

## Single Sided Signs



5 2097 1200x400mm



5 2099 1200x400mm



5 2098 1200x400mm



5 2107 1200x400mm



5 2101 1200x400mm



5 2102 1200x400mm



5 2104 1200x400mm



5 2108 1200x400mm



5 2140  
300x900mm



5 2141  
300x900mm



5 2142  
300x900mm



5 2143  
300x900mm



5 2144  
300x900mm



5 2145  
300x900mm



5 2105 800x400mm



5 2106 800x400mm

## Double Sided Signs

Double sided signs with arrow in any specified direction 1200x400mm PVC.



5 2100



5 2103



## Aluminium Assembly Points With Channel For Pole Mounting



5 2114  
600mm x 400mm



5 2112 250x300mm  
5 2113 450x600mm

When ordering remember to state the numbers or letters you require in the highlighted section of these signs.




## Stainless Steel Channel Clips



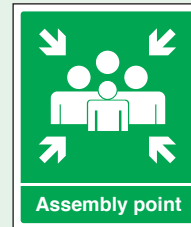
76mm - 5 8682  
50mm - 5 8640

For Posts and Fixings see page **126**

## Assembly Points For Wall & Fence Mounting



1 2054 **H Q**  
2 2054 **H Q**  
6 2054 **H Q**



1 2055 **H Q**  
2 2055 **H Q**  
6 2055 **H Q**





1 2059 **H Q**  
2 2059 **H Q**  
6 2059 **H Q**

When ordering remember to state the numbers or letters you require in the highlighted section of these signs.



5 2111 600mm x 400mm Rigid PVC



Code	Material	Size
5 2115	Rigid PVC	250x300mm
5 2116	Rigid PVC	450x600mm
5 2117	Self adhesive	250x300mm
5 2118	Self adhesive	450x600mm
5 2119	Aluminium	250x300mm *
5 2120	Aluminium	450x600mm *

\* Comes complete with channel for pole mounting

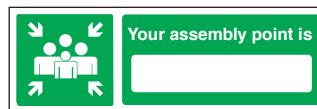
## Mobile Assembly Point

- 450x600mm aluminium sign attached to a 2.4m long collapsible pole.
- Designed for a fire warden to use during a fire evacuation.
- To be used in built up areas where there is no fixed assembly point.
- Ideal for city centres.
- Collapsible pole enables easy storage until required.



5 2123

## Directions to Assembly Point



5 2121 150 x 50mm Rigid PVC  
5 2122 450 x 150mm Rigid PVC



1 2141 **H L**  
2 2141 **H L**  
6 2141 **H**



1 2142 **H L**  
2 2142 **H L**  
6 2142 **H**



1 2143 **H L**  
2 2143 **H L**  
6 2143 **H**

### HOW TO ORDER

#### Choose Your Sign



1 1234 **G L**



#### Choose Material Codes

- Rigid Plastic
- Self Adhesive Vinyl
- Photoluminescent Rigid Plastic
- Photoluminescent Self Adhesive
- Miscellaneous Products
- Aluminium
- Polycarbonate

\* No size code is required when ordering miscellaneous products

#### Choose Size Codes

<b>A</b> 75 x 100 mm	<b>J</b> 400 x 200 mm	<b>S</b> 75 x 200 mm
<b>B</b> 80 x 80 mm	<b>K</b> 300 x 400 mm	<b>T</b> 210 x 210 mm
<b>C</b> 150 x 150 mm	<b>L</b> 450 x 150 mm	<b>U</b> 100 x 100 mm
<b>D</b> 150 x 100 mm	<b>M</b> 600 x 200 mm	<b>V</b> 300 x 150 mm
<b>E</b> 150 x 200 mm	<b>N</b> 400 x 400 mm	<b>W</b> 600 x 900 mm
<b>F</b> 200 x 200 mm	<b>P</b> 600 x 400 mm	<b>X</b> 200 x 100 mm
<b>G</b> 300 x 100 mm	<b>Q</b> 600 x 450 mm	
<b>H</b> 250 x 300 mm	<b>R</b> 178 x 203 mm	

# FIRE ACTION NOTICES

**Fire Action**

1. Operate nearest fire alarm.
2. Leave building by the nearest exit.
3. Report to assembly point.

Do not stop to collect personal belongings.  
Do not use lift.

3 1405 E H  
4 1405 E H

**Fire action if you discover a fire**

1. Operate nearest fire alarm point
2. Call the Fire brigade by telephoning 999
3. Leave the building by the nearest exit.
4. Report to your assembly point at \_\_\_\_\_

Do not stop to collect personal belongings  
Do not use lift

3 1419 E H  
4 1419 E H

**Fire action if you discover a fire**

1. Operate nearest fire alarm point
2. Call the Fire brigade by telephoning 999
3. Leave the building by the nearest exit.
4. Report to your assembly point at \_\_\_\_\_

Do not stop to collect personal belongings

3 1420 E H  
4 1420 E H

**Fire action if you discover a fire**

1. Operate nearest fire alarm point
2. Fire Brigade will be called automatically.
3. Leave the building by the nearest exit.
4. Report to your assembly point at \_\_\_\_\_

Do not stop to collect personal belongings  
Do not use lift

3 1428 E H  
4 1428 E H

**Fire Action**

If you discover a fire

1. Immediately operate nearest alarm call-point.
2. Attack fire, if possible, with the appliances provided but without taking personal risks.

On hearing alarm of fire

3. The \_\_\_\_\_ will call the fire brigade immediately by Exchange telephone
- (a) Lift receiver and dial 999.
- (b) Give operator your telephone number and ask for Fire.
- (c) When fire brigade replies give call distinctly.

Fire at \_\_\_\_\_

Do not replace receiver until address has been repeated by fire brigade

Call fire brigade immediately to every fire or on suspicion of fire

4. Leave building and report to person in charge of assembly point \_\_\_\_\_
5. The \_\_\_\_\_ will take charge of any evacuations and ensure that no one is left in the building.

Use nearest available exit.  
Do not stop to collect personal belongings.  
Do not re-enter building.

3 1401 E H  
4 1401 E H

**Fire Action**

If you discover a fire

1. Immediately operate nearest alarm call-point.
2. Attack fire, if possible, with fire appliances provided but without taking personal risks.

On hearing alarm of fire

3. The \_\_\_\_\_ will call the fire brigade immediately by exchange telephone
- (a) Lift receiver and dial 999.
- (b) Give operator your telephone number and ask for fire.
- (c) When fire brigade replies give call distinctly.

Fire at \_\_\_\_\_

Do not replace receiver until address has been repeated by fire brigade

Call fire brigade immediately to every fire or on suspicion of fire

4. Leave building and report to person in charge of assembly point \_\_\_\_\_

Use nearest available exit.  
Do not use lift.  
Do not stop to collect personal belongings.  
Do not re-enter building.

3 1402 E H  
4 1402 E H

**Fire Action**

If you discover fire

- (a) Immediately operate nearest alarm call point
- (b) The \_\_\_\_\_ will call the fire brigade
- (c) Do not stop to collect personal belonging
- (d) Leave by nearest available exit
- (e) Proceed to assembly point situated at \_\_\_\_\_ and report to person in charge

Do not use lifts  
Do not re-enter building until you are told it is safe to do so.

3 1403 E H  
4 1403 E H

**Fire Action**

The person discovering a fire will: Operate the nearest fire alarm. (The Fire Brigade is to be called immediately)

On hearing the fire alarm

By night -

Put on dressing gown and house shoes. Do not stop to dress fully. Ensure that others in your room are awake. Go to the place of assembly, shutting all doors behind you.

By day -

Go at once to the place of assembly. At all times - Act quietly.

Do not stop to collect your personal belongings. Do not attempt to pass others on your way to the place of assembly.

The Place of Assembly is \_\_\_\_\_

3 1416 E H  
4 1416 E H

**Fire Action**

Any person discovering a fire

1. Sound the alarm.
2. \_\_\_\_\_ to call the fire brigade
3. Attack the fire if possible using the appliances provided.

On hearing the fire alarm

4. Leave the building by \_\_\_\_\_ route
5. Close all doors behind you
6. Report to assembly point \_\_\_\_\_

Do not take risks.  
Do not return to the building for any reason until authorised to do so.

3 1423 E H  
4 1423 E H

**Fire alarm**

**Fire Action**

Any person discovering a fire

1. Sound the alarm.
2. Phone \_\_\_\_\_ to call the fire brigade.
3. Attack the fire if possible using the appliances provided.

On hearing the fire alarm

4. Leave the building by \_\_\_\_\_ route.
5. Close all doors behind you.
6. Report to assembly point \_\_\_\_\_

Do not take risks.  
Do not return to the building for any reason until authorised to do so.  
Do not use lifts.

3 1426 E H  
4 1426 E H

**Fire alarm**

**Fire Action**

Any person discovering a fire

1. Sound the alarm.
2. Phone \_\_\_\_\_ to call the fire brigade.
3. Attack the fire if possible using the appliances provided.

On hearing the fire alarm

4. Leave the building by \_\_\_\_\_ route.
5. Close all doors behind you.
6. Report to assembly point \_\_\_\_\_

Do not take risks.  
Do not return to the building for any reason until authorised to do so.

3 1427 E H  
4 1427 E H

**Fire action if you discover a fire**

1. Operate nearest fire alarm point
2. Fire Brigade will be called automatically.
3. Leave the building by the nearest exit
4. Report to your assembly point at \_\_\_\_\_

Do not stop to collect personal belongings

3 1429 E H  
4 1429 E H

**REFUGE ACTION**

IN THE EVENT OF FIRE:

This refuge provides fire and smoke protection for approximately \_\_\_\_\_ minutes. The evacuation plan in operation within these premises ensures that assistance will arrive at this point within \_\_\_\_\_ minutes.

You are located on \_\_\_\_\_ Building \_\_\_\_\_

Disabled persons should:

1. Remain calm
2. Wait here until assistance arrives

1. Do not attempt to leave the building unassisted  
2. Do not leave this point even temporarily

3 1430 E H  
4 1430 E H

**Gas Leak Action**

Any person discovering a gas leak

1. Extinguish all naked flames and cigarettes.
2. Turn off the supply at the control valve.
3. Open all windows.
4. Call gas emergency on: \_\_\_\_\_

If the escape persists:

5. Evacuate building immediately.
6. Report to the external assembly point. Assembly point: \_\_\_\_\_

Do not search with naked lights.  
Do not operate any electrical switch, light or appliance.  
Do not turn gas back on until the escape has been repaired.

3 1431 E H  
4 1431 E H

**Fire Action**

Any person discovering a fire

1. Sound the alarm.
2. Phone \_\_\_\_\_ to call the fire brigade.
3. Attack the fire if possible using the appliances provided.

On hearing the fire alarm

4. Leave the building by \_\_\_\_\_ route.
5. Close all doors behind you.
6. Report to assembly point \_\_\_\_\_

Do not take risks.  
Do not return to the building for any reason until authorised to do so.  
Do not use lifts.

3 1432 E H  
4 1432 E H


**Staff Fire Action Routine**

1. Operate nearest fire alarm point
2. Call the Fire Brigade
3. Fight the fire, if safe and trained to do so
4. Evacuate the building via the nearest exit

Do not stop to collect personal belongings

3 1439 E H  
4 1439 E H

## Multi-Lingual Fire Action Notices



3 1424 H  
4 1424 H

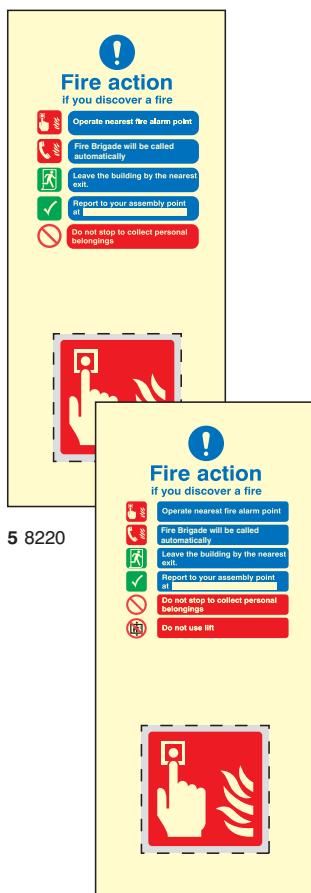
3 1435 E H  
4 1435 E H

3 1436 E H  
4 1436 E H

3 1437 E H  
4 1437 E H

## EasiKIT Fire Action

Fire action EasiKITS are manufactured from self adhesive photoluminescent material with aperture to accommodate regulation size fire alarm call points. Simply pop out the call point symbol and apply main sign over call point box then position symbol on wall above call point at a height of between 1.7 and 2.0 metres from ground level.



Size: 150x330mm

### HOW TO ORDER

**Choose Your Sign**

Your sign

1 1234 G L

Material Sign Size

### Choose Material Codes

- Rigid Plastic
- Self Adhesive Vinyl
- Photoluminescent Rigid Plastic
- Photoluminescent Self Adhesive
- Miscellaneous Products
- Aluminium
- Polycarbonate

\* No size code is required when ordering miscellaneous products

### Choose Size Codes

<b>A</b> 75 x 100 mm	<b>J</b> 400 x 200 mm	<b>S</b> 75 x 200 mm
<b>B</b> 80 x 80 mm	<b>K</b> 300 x 400 mm	<b>T</b> 210 x 210 mm
<b>C</b> 150 x 150 mm	<b>L</b> 450 x 150 mm	<b>U</b> 100 x 100 mm
<b>D</b> 150 x 100 mm	<b>M</b> 600 x 200 mm	<b>V</b> 300 x 150 mm
<b>E</b> 150 x 200 mm	<b>N</b> 400 x 400 mm	<b>W</b> 600 x 900 mm
<b>F</b> 200 x 200 mm	<b>P</b> 600 x 400 mm	<b>X</b> 200 x 100 mm
<b>G</b> 300 x 100 mm	<b>Q</b> 600 x 450 mm	
<b>H</b> 250 x 300 mm	<b>R</b> 178 x 203 mm	

# GENERAL FIRE

## Evacuation Station

- Designed to encourage a smooth, error-free evacuation of a workplace in the event of a fire or emergency
- Station should be sited on floor landings near stairwell and at final fire exits
- Torch, loudhailer, clipboard, light-sticks (10 off), high visibility vest and hat provided to assist Fire Warden in discharging their responsibilities
- Foil blankets (50 off) designed to assist evacuees in retaining warmth should evacuation occur during night or on cold day
- All materials contained in quick release bags to prevent delay
- 610x910mm backboard made from 10mm Photoluminescent Rigid Plastic




5 8044

## EasiFIX Projecting Signs

To identify locations of fire equipment, visible from several view points, use our EasiFIX projecting signs. Supplied ready to install with drilling guide, EasiFIX signs are designed to conceal the fixings for a neat finish.



## Fire Doors



## Fire Warden Station

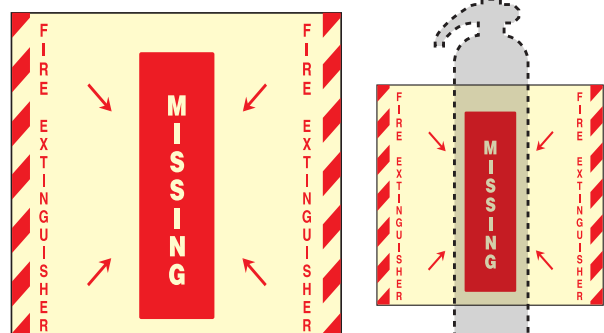
- Assists Fire Wardens discharge their responsibilities
- 5mm thick, 900x600mm Class A photoluminescent backboard aids wardens and evacuees
- Clear acrylic A4 holders incorporated to retain relevant fire documents (fire log book sold separately on page 11)



5 8045

## Extinguisher Missing

- Photoluminescent backboard's primary function is to aid the swift location of an extinguisher in a darkened room
- Missing message only visible should extinguisher be removed from bracket above sign
- 350x350mm Photoluminescent PVC



5 8046



3 1214 **S**    3 1215 **S**    3 1216 **S**    3 1217 **S**    3 1218 **S**    3 1219 **S**    3 1231 **S**    3 1242 **S**    3 1244 **S**  
 4 1214 **S**    4 1215 **S**    4 1216 **S**    4 1217 **S**    4 1218 **S**    4 1219 **S**    4 1231 **S**    4 1242 **S**    4 1244 **S**



3 1233 **D E**    3 1234 **D E**    3 1235 **D E**    3 1236 **D E**    3 1237 **D E**  
 4 1233 **D E**    4 1234 **D E**    4 1235 **D E**    4 1236 **D E**    4 1237 **D E**



3 1240 **D E**    3 1241 **D E**    3 1245 **D E**    3 1221 **D E**    3 1246 **D E**  
 4 1240 **D E**    4 1241 **D E**    4 1245 **D E**    4 1221 **D E**    4 1246 **D E**

### Types of Modern Fire Extinguishers

<b>WATER</b> SAFE FOR: Wood, paper and textiles NOT FOR: Flammable liquid fires, Live electrical equipment, Flammable METAL fires	<b>FOAM SPRAY</b> SAFE FOR: Wood, paper and textiles, Flammable liquids NOT FOR: Live electrical equipment, Flammable METAL fires	<b>ABC POWDER</b> SAFE FOR: Wood, paper and textiles, Flammable liquids, Gaseous fires, Live electrical equipment NOT FOR: Flammable METAL fires	<b>CARBON DIOXIDE</b> SAFE FOR: Flammable liquids, Live electrical equipment NOT FOR: Wood, paper and textiles, Flammable gases <b>NOTICE</b> : Do not operate within confined space	<b>WET CHEMICAL</b> SAFE FOR: Cooking oils and deep fat fires, Wood, paper and textiles, Flammable liquids, Flammable gases, Live electrical equipment NOT FOR: Flammable METAL fires	<b>HYDROSPRAY</b> SAFE FOR: Wood, paper and textiles, Flammable liquid fires NOT FOR: Live electrical equipment, Flammable METAL fires
---	---	--	---	---	--

3 1226 **L**  
4 1226 **L**



3 1013 **E K**    3 1014 **E K**    3 1010 **E K**  
 4 1013 **E K**    4 1014 **E K**    4 1010 **E K**



3 1016 **C**    3 1018 **C U**    3 1019 **C**    3 1017 **C U**    3 1031 **X**    3 1007 **E K**    3 1011 **E K**  
 4 1016 **C**    4 1018 **C**    4 1019 **C**    4 1017 **C U**    4 1031 **X**    4 1007 **E K**    4 1011 **E K**

### HOW TO ORDER

**Choose Your Sign** → **Choose Material Codes** → **Choose Size Codes** →

**Your sign**: 1 1234 **G L**

**Material**: 1 Rigid Plastic, 2 Self Adhesive Vinyl, 3 Photoluminescent Rigid Plastic, 4 Photoluminescent Self Adhesive, 5 Miscellaneous Products, 6 Aluminium, 7 Polycarbonate

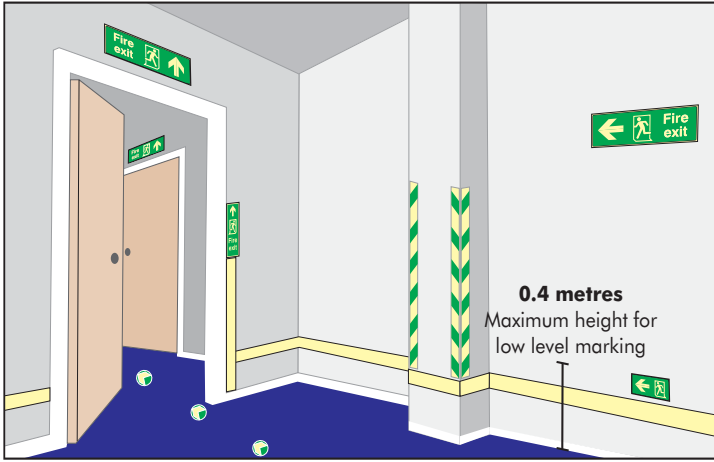
**Sign**: **C** (Rigid Plastic), **U** (Self Adhesive Vinyl)

**Size**: **A** (75 x 100 mm), **B** (80 x 80 mm), **C** (150 x 150 mm), **D** (150 x 100 mm), **E** (150 x 200 mm), **F** (200 x 200 mm), **G** (300 x 100 mm), **H** (250 x 300 mm), **J** (400 x 200 mm), **K** (300 x 400 mm), **L** (450 x 150 mm), **M** (600 x 200 mm), **N** (400 x 400 mm), **P** (600 x 400 mm), **Q** (600 x 450 mm), **R** (178 x 203 mm), **S** (75 x 200 mm), **T** (210 x 210 mm), **U** (100 x 100 mm), **V** (300 x 150 mm), **W** (600 x 900 mm), **X** (200 x 100 mm)

\* No size code is required when ordering miscellaneous products

# EMERGENCY ESCAPE

## British Standard ISO 16069 Safety Way Guidance Systems



BS ISO 16069 is the British Standard relating to the planning, design and marking for Safety Way Guidance Systems.

In addition to the requirements laid out by BS 5499 for installing exit signs at 1.7m-2.2m from the ground, this standard recommends that additional intermediate and low location markings may also be required.

Subject to a full risk assessment, additional escape guidance should be provided through the use of both continuous guidance lines and safety signs to ensure there is an uninterrupted safety sign system to aid an efficient and safe evacuation from a building. Fire fighting equipment, hazards along an escape route, boundaries, stairs and ramps should also be identified.

## Intermediate Markers

- In line with BS 16069, these signs should be used to continuously reinforce the exit message every five to ten metres
- They should not be used in isolation instead of BS5499 signs shown on page 25



3 2150 X V  
4 2150 X V



3 2151 X V  
4 2151 X V



3 2152 X V  
4 2152 X V



3 2153 X V  
4 2153 X V



3 2154 X V  
4 2154 X V



3 2155 X V  
4 2155 X V



3 2156 X V  
4 2156 X V



3 2157 X V  
4 2157 X V

## Way Finding Floor Markers

Photoluminescent way finding floor markers are an effective method of marking escape routes. The markers have an anti-slip surface and strong adhesive backing.



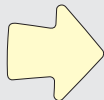
5 8663  
95mm diameter



5 8664  
125mm diameter



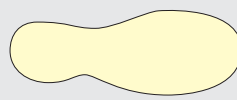
5 8665  
175mm x 110mm



5 8670  
75x75mm  
Pack of 20




5 8671  
75mm Dia  
Pack of 20



5 8672  
240x90mm  
Pack of 20

## Safety Tapes

All photoluminescent tapes come in 10 metre rolls.



58641 40mm width  
58642 80mm width



58644 40mm width  
58645 80mm width




58650 40mm width  
58651 80mm width




58647 40mm width  
58648 80mm width



58653 40mm width  
58654 80mm width



58658 20mm width  
58659 40mm width  
58660 80mm width



58656 40mm width  
58657 80mm width

## Rigid Photoluminescent Marking Strips With a Self Adhesive Backing



5 8666



5 8667  
1200mm x 80mm

## British Standard BS5499



3 2001 **G L M**  
4 2001 **G L M**



3 2002 **G L M**  
4 2002 **G L M**



3 2003 **G L M**  
4 2003 **G L M**



3 2004 **G L M**  
4 2004 **G L M**



3 2005 **G L M**  
4 2005 **G L M**



3 2006 **G L M**  
4 2006 **G L M**



3 2007 **G L M**  
4 2007 **G L M**



3 2008 **G L M**  
4 2008 **G L M**



3 2009 **G L M**  
4 2009 **G L M**



3 2010 **G L M**  
4 2010 **G L M**



3 2011 **G L M**  
4 2011 **G L M**



3 2012 **G L M**  
4 2012 **G L M**



3 2013 **G L M**  
4 2013 **G L M**



3 2014 **G L M**  
4 2014 **G L M**



3 2015 **G L M**  
4 2015 **G L M**



3 2016 **G L M**  
4 2016 **G L M**

## Final Exits and Fire Exits



3 2036 **J V X L**  
4 2036 **J V X**



3 2057 **J V X**  
4 2057 **J V X**



3 2033 **J V X L**  
4 2033 **J V X**



3 2056 **J V X**  
4 2056 **J V X**



3 2063 **G L**  
4 2063 **G L**



3 2069 **G L**  
4 2069 **G L**



3 2053 **G L**  
4 2053 **G L**



3 2058 **G L**  
4 2058 **G L**

## E.C. Directive



3 2025 **J V**  
4 2025 **J V**



3 2026 **J V**  
4 2026 **J V**



3 2027 **J V**  
4 2027 **J V**



3 2017 **G L**  
4 2017 **G L**



3 2018 **G L**  
4 2018 **G L**



3 2019 **G L**  
4 2019 **G L**



3 2028 **J V**  
4 2028 **J V**



3 2029 **J V**  
4 2029 **J V**



3 2030 **J V**  
4 2030 **J V**



3 2020 **G L**  
4 2020 **G L**



3 2021 **G L**  
4 2021 **G L**



3 2022 **G L**  
4 2022 **G L**



3 2031 **J V**  
4 2031 **J V**



3 2032 **J V**  
4 2032 **J V**

### Double-sided Adhesive Pads



5 8724

Pack of 4



3 2023 **G L**  
4 2023 **G L**



3 2024 **G L**  
4 2024 **G L**

## HOW TO ORDER

### Choose Your Sign



1 1234 **G L**



### Choose Material Codes

- 1 Rigid Plastic
- 2 Self Adhesive Vinyl
- 3 Photoluminescent Rigid Plastic
- 4 Photoluminescent Self Adhesive
- \* 5 Miscellaneous Products
- 6 Aluminium
- 7 Polycarbonate

\* No size code is required when ordering miscellaneous products

### Choose Size Codes

<b>A</b> 75 x 100 mm	<b>J</b> 400 x 200 mm	<b>S</b> 75 x 200 mm
<b>B</b> 80 x 80 mm	<b>K</b> 300 x 400 mm	<b>T</b> 210 x 210 mm
<b>C</b> 150 x 150 mm	<b>L</b> 450 x 150 mm	<b>U</b> 100 x 100 mm
<b>D</b> 150 x 100 mm	<b>M</b> 600 x 200 mm	<b>V</b> 300 x 150 mm
<b>E</b> 150 x 200 mm	<b>N</b> 400 x 400 mm	<b>W</b> 600 x 900 mm
<b>F</b> 200 x 200 mm	<b>P</b> 600 x 400 mm	<b>X</b> 200 x 100 mm
<b>G</b> 300 x 100 mm	<b>Q</b> 600 x 450 mm	
<b>H</b> 250 x 300 mm	<b>R</b> 178 x 203 mm	

# EMERGENCY ESCAPE

## Emergency Escape Signs for the Disabled

This range of signs are specifically designed to assist the safe evacuation of the physically disabled in the event of an emergency. These signs meet the requirements of BS5588 Part 8 - the code of practice for means of escape for disabled people.



3 2087 **G L**  
4 2087 **G L**



3 2089 **G L**  
4 2089 **G L**



3 2091 **G L**  
4 2091 **G L**



3 1227 **G L**  
4 1227 **G L**



3 2093 **G L**  
4 2093 **G L**



3 2094 **G L**  
4 2094 **G L**



3 2146 **G L**  
4 2146 **G L**



3 2098 **G L**  
4 2098 **G L**



3 1229 **L**  
4 1229 **L**



3 1230 **L**  
4 1230 **L**




3 1250 **L**  
4 1250 **L**



3 1251 **L**  
4 1251 **L**



3 1228 **H**  
4 1228 **H**



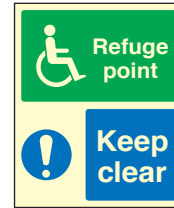
3 1430 **E H**  
4 1430 **E H**



3 2085 **E H**  
4 2085 **E H**



3 2095 **E H**  
4 2095 **E H**



3 2096 **E H**  
4 2096 **E H**



3 2147 **L**  
4 2147 **L**

## Health Services and Hospitals



3 2120 **G L M**  
4 2120 **G L M**



3 2121 **G L M**  
4 2121 **G L M**



3 2107 **G L M**  
4 2107 **G L M**



3 2108 **G L M**  
4 2108 **G L M**



3 2082 **J V**  
4 2082 **J V**



3 2083 **G L M**  
4 2083 **G L M**



3 2084 **G L M**  
4 2084 **G L M**



3 2086 **G L M**  
4 2086 **G L M**



3 2109 **C F**  
4 2109 **C F**



3 2081 **J V**  
4 2081 **J V**



3 2088 **G L M**  
4 2088 **G L M**



3 2090 **G L M**  
4 2090 **G L M**




3 2092 **G L M**  
4 2092 **G L M**



3 2110 **C F**  
4 2110 **C F**

## Door Plates

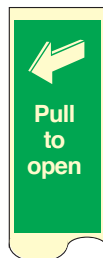
Manufactured from 75 x 300mm hard wearing photoluminescent rigid PVC with a self adhesive back. Door plates should be installed to reinforce the exit message. They should **not** be installed instead of exit/fire exit signs above the door.



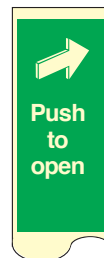
5 8230



5 8231



5 8232



5 8233



5 8234



5 8235



5 8236



5 8237

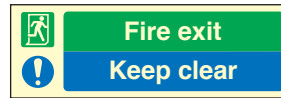




3 2061 **G L**  
4 2061 **G L**



3 2065 **G L**  
4 2065 **G L**



3 2062 **G L**  
4 2062 **G L**



3 2064 **G L**  
4 2064 **G L**



3 2045 **G L**  
4 2045 **G L**



3 2046 **G L**  
4 2046 **G L**



3 2050 **G L**  
4 2050 **G L**



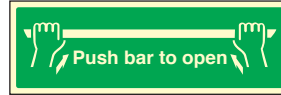
3 2048 **G L**  
4 2048 **G L**



3 2049 **G L**  
4 2049 **G L**



3 2047 **G L**  
4 2047 **G L**



3 2052 **G L**  
4 2052 **G L**



3 2051 **G L**  
4 2051 **G L**



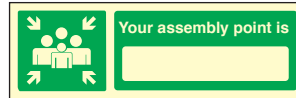
3 1220 **E**  
4 1220 **E**



3 1213 **E**  
4 1213 **E**

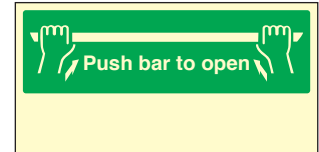


3 1624 **E**  
4 1624 **E**



5 8661 150x50mm  
5 8662 450x150mm

Rigid Photoluminescent.  
Site sign adjacent to alarm call points and at fire exits.



3 2099 **J**  
4 2099 **J**

Position directly behind a push bar so the blank photoluminescent panel highlights the bar's location.



3 2043 **F U**  
4 2043 **F U**




3 2044 **F U**  
4 2044 **F U**



3 2060 **F U**  
4 2060 **F U**



3 2072 **F U**  
4 2072 **F U**



3 2034 **C F U**  
4 2034 **C F U**



3 2037 **C F U**  
4 2037 **C F U**



3 2035 **C F U**  
4 2035 **C F U**



3 2038 **C F U**  
4 2038 **C F U**

## Large Format Signs



5 2090 900x300mm PVC



5 2092 900x300mm PVC



5 2091 900x300mm PVC



5 2094 800x400mm PVC



3 2039 **C F**  
4 2039 **C F**



3 2042 **F U**  
4 2042 **F U**



3 2041 **F U**  
4 2041 **F U**



3 2122 **F**  
4 2122 **F**



3 2040 **C F**  
4 2040 **C F**

In accordance with BS5499, these text signs should be used alongside a running man graphic and, where appropriate, a directional arrow.

### HOW TO ORDER

Choose Your Sign

1 1234 **G L**

Material Sign Size

### Choose Material Codes

- 1 Rigid Plastic
- 2 Self Adhesive Vinyl
- 3 Photoluminescent Rigid Plastic
- 4 Photoluminescent Self Adhesive
- \* 5 Miscellaneous Products
- 6 Aluminium
- 7 Polycarbonate

\* No size code is required when ordering miscellaneous products

### Choose Size Codes

<b>A</b> 75 x 100 mm	<b>J</b> 400 x 200 mm	<b>S</b> 75 x 200 mm
<b>B</b> 80 x 80 mm	<b>K</b> 300 x 400 mm	<b>T</b> 210 x 210 mm
<b>C</b> 150 x 150 mm	<b>L</b> 450 x 150 mm	<b>U</b> 100 x 100 mm
<b>D</b> 150 x 100 mm	<b>M</b> 600 x 200 mm	<b>V</b> 300 x 150 mm
<b>E</b> 150 x 200 mm	<b>N</b> 400 x 400 mm	<b>W</b> 600 x 900 mm
<b>F</b> 200 x 200 mm	<b>P</b> 600 x 400 mm	<b>X</b> 200 x 100 mm
<b>G</b> 300 x 100 mm	<b>Q</b> 600 x 450 mm	
<b>H</b> 250 x 300 mm	<b>R</b> 178 x 203 mm	

# FIRST AID

Under the Health and Safety (First Aid) Regulations 1981 (As amended 1997) employers have a legal obligation to assess and introduce first aid provisions. Any such provisions should be easy to locate.




1 6002 **H**  
2 6002 **H**




1 6001 **H**  
2 6001 **H**



1 6003 **H**  
2 6003 **H**




1 6022 **H**  
2 6022 **H**



1 6023 **H**  
2 6023 **H**



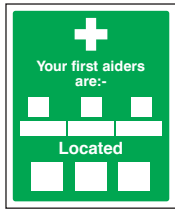
1 6004 **H**  
2 6004 **H**



1 6020 **H**  
2 6020 **H**




1 6028 **H**  
2 6028 **H**



1 6029 **H**  
2 6029 **H**



1 6027 **H**  
2 6027 **H**



1 6052 **H**  
2 6052 **H**



1 6053 **H**  
2 6053 **H**

## Reflective Armband

Enables staff and site visitors to quickly identify first aiders.



5 6053



1 6018 **H**  
2 6018 **H**



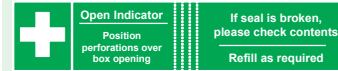
1 6019 **H**  
2 6019 **H**



1 6038 **E K**  
2 6038 **E K**

## First Aid Tamper Labels

Easy-break label clearly denotes when first aid box has been opened. Helps ensure first aid box remains fully stocked.



5 6049 82x23mm on roll of 50



1 6008 **G M**  
2 6008 **G M**




1 6009 **G M**  
2 6009 **G M**



1 6010 **G M**  
2 6010 **G M**



1 6012 **G M**  
2 6012 **G M**



1 6013 **G M**  
2 6013 **G M**



1 6014 **G M**  
2 6014 **G M**

## Label



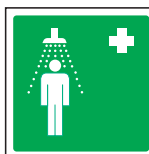
5 6028 50x50mm  
5 6029 25x25mm



1 6011 **G M**  
2 6011 **G M**



1 6015 **G M**  
2 6015 **G M**




1 6025 **U F N**  
2 6025 **U F N**




1 6024 **U F N**  
2 6024 **U F N**



1 6026 **U F N**  
2 6026 **U F N**



1 6016 **F**  
2 6016 **F**



1 6017 **F**  
2 6017 **F**

## Accident Report Book

- All Accident Report Books should now use pages that can be easily removed
- In line with the Data Protection Act 1998, this



5 6041

- enables the record of an accident/incident relating to any individual to be easily removed from the main book and stored securely in an employee's private records
- All accident record pages are on perforated paper to enable records to be kept confidential
- A4 size book, containing 50 records

## EasiFIX Projecting Signs

Visible from several view points our EasiFIX projecting signs are used to identify the location of first aid equipment. Supplied ready to install with drilling guide, EasiFIX signs are designed to conceal the fixings for a neat finish.



## Vehicle Marking

Self adhesive on face for application to inside of window.



5 6042 300x50mm

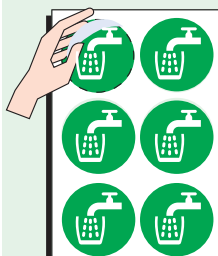


5 6043 300x50mm



5 6037 100x75mm

## Peel 'n' Stick Labels




- Supplied in sheets of 6 labels
- Each label is 65mm diameter

5 6040




5 6047



5 6048

## Evacuation Chair

- Provides safe, efficient evacuation from variety of locations
- Slides safely and easily down stairs
- Folds for compact storage - quick and easy to unfold
- Ideal for hotels, public centres and offices
- Helps comply with Disability Discrimination Act



5 6050



1 2147 **L** 3 2147 **L**  
2 2147 **L** 4 2147 **L**




1 6005 **A E H**  
2 6005 **A E H**




1 6055 **A E H**  
2 6055 **A E H**



1 6021 **A E**  
2 6021 **A E**



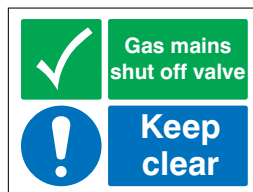
1 6006 **A E H**  
2 6006 **A E H**



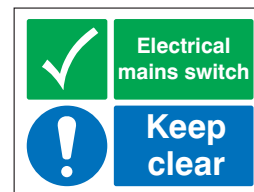
1 6007 **A E H**  
2 6007 **A E H**



1 6051 **K**  
2 6051 **K**



1 6035 **K**  
2 6035 **K**



1 6034 **K**  
2 6034 **K**

**HOW TO ORDER**

### Choose Your Sign



1 1234 **G L**



### Choose Material Codes

- 1 Rigid Plastic
- 2 Self Adhesive Vinyl
- 3 Photoluminescent Rigid Plastic
- 4 Photoluminescent Self Adhesive
- \* 5 Miscellaneous Products
- 6 Aluminium
- 7 Polycarbonate

\* No size code is required when ordering miscellaneous products

### Choose Size Codes

<b>A</b> 75 x 100 mm	<b>J</b> 400 x 200 mm	<b>S</b> 75 x 200 mm
<b>B</b> 80 x 80 mm	<b>K</b> 300 x 400 mm	<b>T</b> 210 x 210 mm
<b>C</b> 150 x 150 mm	<b>L</b> 450 x 150 mm	<b>U</b> 100 x 100 mm
<b>D</b> 150 x 100 mm	<b>M</b> 600 x 200 mm	<b>V</b> 300 x 150 mm
<b>E</b> 150 x 200 mm	<b>N</b> 400 x 400 mm	<b>W</b> 600 x 900 mm
<b>F</b> 200 x 200 mm	<b>P</b> 600 x 400 mm	<b>X</b> 200 x 100 mm
<b>G</b> 300 x 100 mm	<b>Q</b> 600 x 450 mm	
<b>H</b> 250 x 300 mm	<b>R</b> 178 x 203 mm	

# FIRST AID POSTERS

## Laminated Full Colour Safety Posters



5 8978 594x420mm



5 8979 594x420mm



5 8980 594x420mm



5 8981 594x420mm



5 8982 594x420mm



5 8983 594x420mm



5 8984 594x420mm



5 8985 594x420mm



5 8986 594x420mm



5 8987 594x420mm



5 8988 840x594mm





5 8989 420x594mm

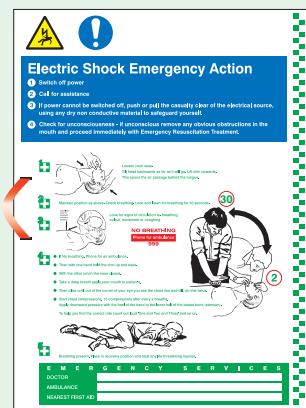
For more Safety Posters see pages **112** to **117**

## Rigid Plastic Emergency Treatment Wall Panels

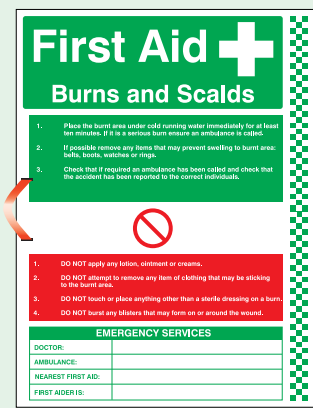
Our emergency treatment wall panels 6021, 6023 and 6024 can be fixed to any surface using a quick release hook and loop system and snatch handle for easy removal. This provides first aiders 'on the spot' treatment advice.



5 6021 450x600mm



5 6023 450x600mm



5 6024 450x600mm



5 5900 420x594mm Poster      5 5908 80x120mm Pocket guide



5 5901 420x594mm Poster      5 5909 80x120mm Pocket guide



5 5917 297x420mm Poster      5 5918 80x120mm Pocket guide



5 5902 420x594mm Poster      5 5910 80x120mm Pocket guide



5 5903 420x594mm Poster      5 5911 80x120mm Pocket guide



5 5904 420x594mm Poster      5 5912 80x120mm Pocket guide




5 5905 420x594mm Poster      5 5913 80x120mm Pocket guide



5 5906 420x594mm Poster      5 5914 80x120mm Pocket guide



5 5907 420x594mm Poster      5 5915 80x120mm Pocket guide



5 8999 594x420mm



5 5916 80x120mm

# SPILLAGES & WATER SAFETY

## Spillages



1 6040 H  
2 6040 H



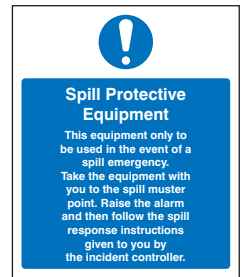
1 6041 H  
2 6041 H



1 6042 H  
2 6042 H



1 6043 H  
2 6043 H



1 6044 H  
2 6044 H



1 6032 H  
2 6032 H




1 6030 H  
2 6030 H



1 6031 H  
2 6031 H



1 6033 H  
2 6033 H



1 6045 E H  
2 6045 E H



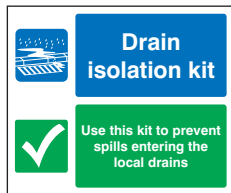
1 6048 H  
2 6048 H



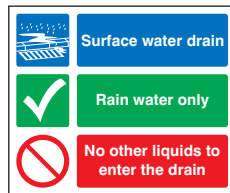
1 6049 H  
2 6049 H



1 6050 H  
2 6050 H

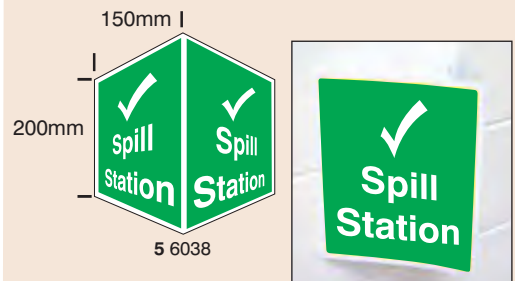


1 6046 H  
2 6046 H



1 6047 H  
2 6047 H

## EasiFIX Projecting Signs



## Water Safety

Designed to the specifications of BS 5499 Part 11 2002 Water Safety Signs, these signs give information on the prohibition of certain actions and activities, warnings of water hazards or dangerous situations and specific instructions for mandatory action. These signs are applicable for use in, on and near water, in coastal and inland waters, including navigational waters and all types of swimming pools.



1 3626 E K



1 3614 E K



1 3615 E K



1 3618 E K



1 3621 E K



1 3022 E K



1 4273 E K



1 4274 E K



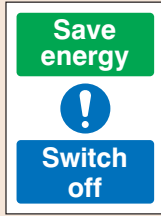
1 4275 E K



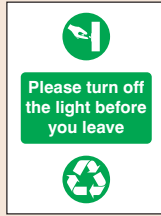
1 4280 E K



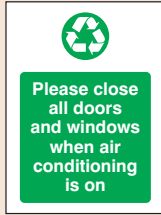
## Energy Saving



2 6036 **A**



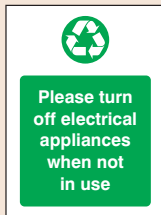
1 6620 **A**  
2 6620 **A**




1 6628 **A**  
2 6628 **A**



1 6621 **A**  
2 6621 **A**



1 6629 **A**  
2 6629 **A**



1 6622 **A**  
2 6622 **A**


## Recycling



1 6617 **H Q**  
2 6617 **H Q A**



1 6618 **H Q**  
2 6618 **H Q A**



1 6619 **H Q**  
2 6619 **H Q A**



1 6623 **H Q**  
2 6623 **H Q A**



1 6611 **M**  
6 6611 **M**



1 6624 **H Q**  
2 6624 **H Q A**



1 6625 **H Q**  
2 6625 **H Q A**



1 6626 **H Q**  
2 6626 **H Q A**



1 6627 **H Q**  
2 6627 **H Q A**

## Waste



1 6601 **K Q**  
6 6601 **K Q**



1 6602 **K Q**  
6 6602 **K Q**



1 6603 **K Q**  
6 6603 **K Q**



1 6604 **K Q**  
6 6604 **K Q**



1 6605 **K Q**  
6 6605 **K Q**



1 6606 **K Q**  
6 6606 **K Q**



1 6607 **K Q**  
6 6607 **K Q**



1 6608 **K Q**  
6 6608 **K Q**



1 6609 **K Q**  
6 6609 **K Q**

## Aluminium Roll Tops

Manufactured from aluminium, highly durable roll top signs are designed to neatly hook over scaffolding and railings.  
Size: 600x400mm



5 6602

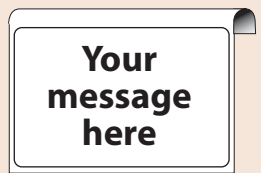


5 6604



5 6601

Design your own Roll Top Sign



5 6417

### HOW TO ORDER

#### Choose Your Sign



#### Choose Material Codes

- 1 Rigid Plastic
  - 2 Self Adhesive Vinyl
  - 3 Photoluminescent Rigid Plastic
  - 4 Photoluminescent Self Adhesive
  - \* 5 Miscellaneous Products
  - 6 Aluminium
  - 7 Polycarbonate
- \* No size code is required when ordering miscellaneous products

#### Choose Size Codes

- |                       |                       |                       |
|-----------------------|-----------------------|-----------------------|
| <b>A</b> 75 x 100 mm  | <b>J</b> 400 x 200 mm | <b>S</b> 75 x 200 mm  |
| <b>B</b> 80 x 80 mm   | <b>K</b> 300 x 400 mm | <b>T</b> 210 x 210 mm |
| <b>C</b> 150 x 150 mm | <b>L</b> 450 x 150 mm | <b>U</b> 100 x 100 mm |
| <b>D</b> 150 x 100 mm | <b>M</b> 600 x 200 mm | <b>V</b> 300 x 150 mm |
| <b>E</b> 150 x 200 mm | <b>N</b> 400 x 400 mm | <b>W</b> 600 x 900 mm |
| <b>F</b> 200 x 200 mm | <b>P</b> 600 x 400 mm | <b>X</b> 200 x 100 mm |
| <b>G</b> 300 x 100 mm | <b>Q</b> 600 x 450 mm |                       |
| <b>H</b> 250 x 300 mm | <b>R</b> 178 x 203 mm |                       |

# SMOKING REGULATIONS

## England

### The Smoke-free (Signs) Regulations 2007

**Signs required:** The regulations require the signs to be a minimum of A5 in size (148 x 210mm) and contain a no smoking symbol that is a minimum of 70mm in diameter. The following signs must be displayed at each public entrance.

A5 - Pack of 5



1 3027



5 3043 A5 Rigid Plastic  
5 3045 A5 Self Adhesive  
5 3042 A4 Rigid Plastic  
5 3046 A4 Self Adhesive



5 3060 A5 Rigid Plastic  
5 3061 A5 Self Adhesive

## Window Signs



5 3020 A5 Face Adhesive Vinyl



5 3041 200mm Diameter Frosted Vinyl

## Scotland

### The Smoking, Health and Social Care (Scotland) Act 2005



5 3062  
A5 Aluminium



5 3078  
A5 Brass



5 3079  
A5 Braille / Tactile



5 3031  
A4 Rigid Plastic



5 3033  
A4 Rigid Plastic



5 3032  
75x100mm  
Double Sided Self Adhesive



5 3030  
A3 Rigid Plastic

## Vehicle Labels

Smoke free vehicles must display one no smoking sign in each compartment. The symbol used must be a minimum of 70mm in diameter.



- Multiple peel and stick symbols
- Supplied in sheets of 6 labels
- Each label is 75mm in diameter



Rolls of 100  
75mm Diameter  
5 9763

5 3040

## Workplace Pack



300x100mm Rigid Plastic



300x100mm Self Adhesive



400x300mm Rigid Plastic

5 3076



A4 Rigid Plastic



75mm Diameter  
Self Adhesive



300x400mm Rigid Plastic

## Northern Ireland

### The Smoking (Northern Ireland) Order

Must display signs at each public entrance to any work or public place. No smoking signs should also be displayed in public and business vehicles. Bedrooms in hotels, care homes and prisons are exempted.



5 3043  
A5 Rigid Plastic

5 3045  
A5 Self Adhesive

5 3042  
A4 Rigid Plastic

5 3046  
A4 Self Adhesive



5 3067  
A5 Rigid Plastic

5 3068  
A5 Self Adhesive

5 3069  
A4 Rigid Plastic

5 3070  
A4 Self Adhesive



1 3026

2 3026

## Wales

### The Smoke-free Premises etc. (Wales) Regulations 2007

Must display 'Law' sign at each entrance to any work or public place. General, dual language 'No smoking' signs should also be on display in public and business vehicles.



1 3025

2 3025



160x230mm  
5 3099 Rigid Plastic  
5 3044 Self Adhesive

**Portrait Sign**

All E, K and P sizes supplied in portrait format

**No smoking within 20 metres of this entrance**

1 3236 **G M**  
2 3236 **G M**

**Thank you for not smoking**

1 3024 **G M**  
2 3024 **G M**

**No smoking**

1 3003 **G M E K P**  
2 3003 **G M E K P**  
6 3003 **G M E K**  
7 3003 **G M P**

**No smoking in this vehicle**

2 3008 **G**

**No smoking in this entrance**

1 3023 **G M**  
2 3023 **G M**

**This is a no smoking area**

1 3002 **G M E K P**  
2 3002 **G M E K**

**Smoking or naked lights positively forbidden beyond this point**

1 3001 **G M E K P**  
2 3001 **G M E K**

**No naked lights**

1 3005 **G M E K P**  
2 3005 **G M E K**

**No smoking or naked lights**

1 3006 **G M E K**  
2 3006 **G M E K**

1 3016 **F N**  
2 3016 **F**

1 3017 **B F N**  
2 3017 **B F**

### Door Plates

Braille and tactile door plate  
Self Adhesive backed  
Size 70x200mm

White, Self Adhesive backed aluminium

5 6501

5 3450

**No smoking**  
**No mobile phones**

1 3013 **E K**  
2 3013 **E K**

**No smoking beyond this point**

1 3004 **G M E K P**  
2 3004 **G M E K P**  
7 3004 **G M P**

**No smoking**  
**No eating**  
**No drinking**

1 3012 **E K**  
2 3012 **E K**

**No smoking in the toilets**

1 3080 **E**  
2 3080 **E**

### No Smoking Tri-Sign

5 9588

- 3 sided, 1mm PVC 300x400mm
- Easy installation to suspended ceilings
- See page 125 to design your own custom made Tri-Sign

### Table Cards

5 8401

5 8402

- Double sided table cards
- 150 x 50mm White PVC
- Sold in packs of 5

### Self-Standing Sign

5 8510

- 300 x 600mm
- Manufactured from strong and very light fluted polypropylene

### HOW TO ORDER

Choose Your Sign

1 1234 **G L**

Material Sign Size

### Choose Material Codes

- 1 Rigid Plastic
- 2 Self Adhesive Vinyl
- 3 Photoluminescent Rigid Plastic
- 4 Photoluminescent Self Adhesive
- \* 5 Miscellaneous Products
- 6 Aluminium
- 7 Polycarbonate

\* No size code is required when ordering miscellaneous products

### Choose Size Codes

<b>A</b> 75 x 100 mm	<b>J</b> 400 x 200 mm	<b>S</b> 75 x 200 mm
<b>B</b> 80 x 80 mm	<b>K</b> 300 x 400 mm	<b>T</b> 210 x 210 mm
<b>C</b> 150 x 150 mm	<b>L</b> 450 x 150 mm	<b>U</b> 100 x 100 mm
<b>D</b> 150 x 100 mm	<b>M</b> 600 x 200 mm	<b>V</b> 300 x 150 mm
<b>E</b> 150 x 200 mm	<b>N</b> 400 x 400 mm	<b>W</b> 600 x 900 mm
<b>F</b> 200 x 200 mm	<b>P</b> 600 x 400 mm	<b>X</b> 200 x 100 mm
<b>G</b> 300 x 100 mm	<b>Q</b> 600 x 450 mm	
<b>H</b> 250 x 300 mm	<b>R</b> 178 x 203 mm	

# DESIGNATED SMOKING AREA



### Safe or Unsafe?

Under British Standard 5499, as with First Aid signs and Fire Exits, signs relating to Designated Smoking Areas are deemed as Safe Condition signs. These signs should always use white text on a green background, alongside a tick or appropriate symbol.

Whilst we actively endorse and, wherever possible, adhere to the relevant British Standards, we feel in this specific instance signs permitting smoking should under no circumstance be deemed as "safe". In acknowledgement of the damaging affects of smoking, please note our range of signs utilises black to clearly differentiate these signs from Safe Condition signs.



1 3246 **H K**  
2 3246 **H K**



1 3247 **E K H**  
2 3247 **E K H**



1 3248 **E K**  
2 3248 **E K**



1 3249 **E K**  
2 3249 **E K**



1 3250 **H**  
2 3250 **H**



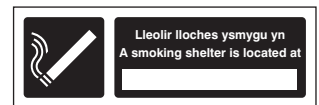
1 3251 **G**  
2 3251 **G**



1 3250 **G**  
2 3250 **G**



1 3253 **G**  
2 3253 **G**



1 3254 **G**  
2 3254 **G**



1 3257 **G**  
2 3257 **G**



1 3256 **G**  
2 3256 **G**

## Smoking Shelter

The cost effective smoking shelter provides protection from the elements and assists organisations in controlling the untidiness and fire hazards that accompany smoking in unspecified locations. In line with Government recommendations no more than 50% of the sides of our smoking shelters are enclosed.

### Standard Shelter



5 3034 2x1m  
5 3035 3x1m

### Deluxe Shelter



5 3081 2x1.87m  
5 3082 3x1.87m

- Both shelters are durable and sturdy in design
- Comfortably accommodate four occupants
- Made from high quality components
- Powder coated finish for lasting protection from rust
- Water resistant, impact resistant and fire resistant



1 3081 **K**  
2 3081 **K**



1 3258 **D**  
2 3258 **D**

## Floor Standing Cigarette Bin

- Durable aluminium structure
- Oxygen restricting design
- Rust, chip and dent resistance
- 800mm high x 200mm x 200mm base



5 3083

## Wall Mounted Stainless Steel Cigarette Bin

- Neat, functional design
- Fixing kit and 2 keys included
- 100mm deep
- Internal tray for easy emptying
- 260mm square



5 3036

**Portrait Sign**

All E, K and P sizes supplied in portrait format

Access forbidden to all unauthorised persons

1 3212 **E K**  
2 3212 **E K**

Strictly no reps seen without an appointment

1 3241 **E**  
2 3241 **E**

No admittance to unauthorised personnel

1 3201 **G M E K P**  
2 3201 **G M E K**  
7 3201 **G M P**

No unauthorised persons allowed beyond this point

1 3202 **G M E K P**  
2 3202 **G M E K P**  
6 3202 **M K P**

Employees only

1 3242 **G E K**  
2 3242 **G E K**

No entry

1 3210 **F N**  
2 3210 **F**

No admittance

1 3214 **F**  
2 3214 **F**

Keep Clear  
24 hour access required

No parking

1 3211 **Q**  
2 3211 **Q**

Keep clear

No parking

1 3221 **Q**

Strictly no admittance

1 3203 **G M E K P**  
2 3203 **G M E K P**

No access for unauthorised personnel

1 3205 **G M E K P**  
2 3205 **G M E K**

No thoroughfare

1 3206 **G M**  
2 3206 **G M**

No pedestrians

1 3207 **G M E K P**  
2 3207 **G M E K**

No access for pedestrians

1 3208 **G M P**

No admittance without protective clothing

1 3209 **G M E K**  
2 3209 **G M E K**

No entry

1 3213 **G E K P**  
2 3213 **G E K**  
7 3213 **G M P K**

No exit

1 3215 **G E K**  
2 3215 **G E K**

No unauthorised vehicles beyond this point

1 3216 **G M P**  
2 3216 **G M P**

No vehicles beyond this point

1 3217 **G M P**  
2 3217 **G M P**

No parking

1 3218 **G M E K P**  
2 3218 **G M E K**  
7 3218 **G M P K**


No unauthorised persons allowed in these stores

1 3204 **G M P K**  
2 3204 **G M P K**

## Door Plate

- White, hard wearing aluminium
- Self Adhesive backed
- 75x300mm

For Sign  
Fixing Options  
see page **126**



5 3451

## Self Standing Signs



5 8505



5 8525

Manufactured from strong and very light fluted polypropylene.

To order quote code **5 8525** plus the text you require.



### HOW TO ORDER

#### Choose Your Sign

1 1234 **G L**

Material Sign Size

#### Choose Material Codes

- 1 Rigid Plastic
- 2 Self Adhesive Vinyl
- 3 Photoluminescent Rigid Plastic
- 4 Photoluminescent Self Adhesive
- \* 5 Miscellaneous Products
- 6 Aluminium
- 7 Polycarbonate

\* No size code is required when ordering miscellaneous products

#### Choose Size Codes

<b>A</b> 75 x 100 mm	<b>J</b> 400 x 200 mm	<b>S</b> 75 x 200 mm
<b>B</b> 80 x 80 mm	<b>K</b> 300 x 400 mm	<b>T</b> 210 x 210 mm
<b>C</b> 150 x 150 mm	<b>L</b> 450 x 150 mm	<b>U</b> 100 x 100 mm
<b>D</b> 150 x 100 mm	<b>M</b> 600 x 200 mm	<b>V</b> 300 x 150 mm
<b>E</b> 150 x 200 mm	<b>N</b> 400 x 400 mm	<b>W</b> 600 x 900 mm
<b>F</b> 200 x 200 mm	<b>P</b> 600 x 400 mm	<b>X</b> 200 x 100 mm
<b>G</b> 300 x 100 mm	<b>Q</b> 600 x 450 mm	
<b>H</b> 250 x 300 mm	<b>R</b> 178 x 203 mm	

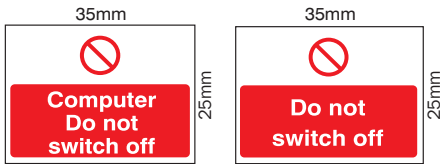
# GENERAL PROHIBITION

Prohibition signs instruct, advise and inform on actions that are strictly prohibited within an area or building.




## Peel 'n' Stick Labels

40x18mm, Self Adhesive labels (10 per sheet).

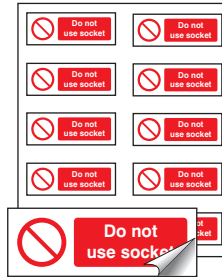


5 3431  
Self Adhesive Vinyl


5 3432  
Self Adhesive Vinyl



5 3436



5 3437



5 3438

## Step Strips

400x35mm, Self Adhesive strips.



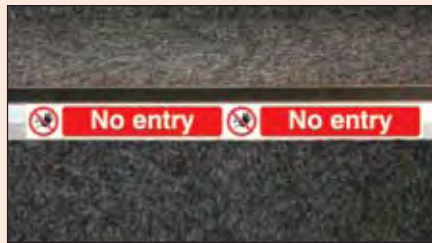
5 3441



5 3442



5 3443



5 3440



1 3235 G M  
2 3235 G M



1 3237 G M  
2 3237 G M



1 3219 G M P  
2 3219 G M P



1 3601 G M



1 3603 G M K E  
2 3603 G E K



1 3606 G M



1 3605 G M A  
2 3605 G M A



1 3607 G M K  
2 3607 G M K



1 3610 G M  
2 3610 G M



1 3611 G M  
2 3611 G M  
6 3611 G M  
7 3611 G M P



1 3630 G M K  
2 3630 G M K



1 3631 G M  
2 3631 G M



1 3636 G M  
2 3636 G M



1 3632 G M  
2 3632 G M



1 3637 G M  
2 3637 G M



1 3638 G M  
2 3638 G M



1 3639 G M  
2 3639 G M



1 3640 G  
2 3640 G



1 3604 F N  
2 3604 F



1 3602 F N  
2 3602 F



1 3613 F N  
2 3613 F



1 3405 E K  
2 3405 E K



1 3232 E K  
2 3232 E K



2 3239 A



2 3240 A



1 3643 E K  
2 3643 E K

## Suspended Sign Frame

Available in a range of sizes and colours to suit your requirements. All suspended frames are supplied complete with suspension kit for easy installation. Can be used either single or double sided. The suspension kits supplied with frames consists of two wire hooks and two self adhesive ceiling pads.



Code	Size of Sign	Colour
5 8706	300x100mm	Red
5 8707	600x200mm	Red
5 8708	400x300mm	Red
5 8709	400x600mm	Red
5 8700	300x100mm	White
5 8702	600x200mm	White
5 8710	400x300mm	White
5 8711	600x400mm	White

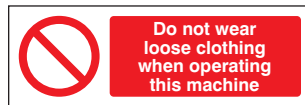


For more Posts and Fixings see page **126**

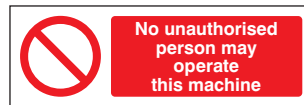
## Machinery



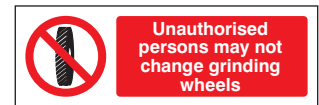
1 3401 **G M**  
2 3401 **G M**



1 3402 **G M**  
2 3402 **G M**



1 3403 **G M**  
2 3403 **G M**



1 3406 **G M**  
2 3406 **G M**



1 3407 **G M P K E**  
2 3407 **G M K E**  
7 3407 **G M P**



1 3410 **G M**  
2 3410 **G M**



1 3633 **G M**  
2 3633 **G M**



1 3641 **G M**  
2 3641 **G M**



1 3234 **G**



1 3608 **G M**  
2 3608 **G M**



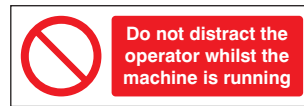
1 3635 **G M**  
2 3635 **G M**



1 3404 **G M**  
2 3404 **G M**



1 3217 **G M P**  
2 3217 **G M P**

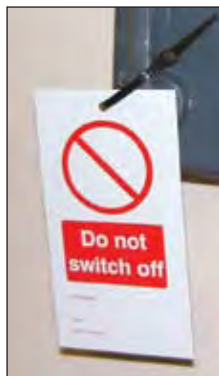


1 3644 **G M**  
2 3644 **G M**



1 3609 **G M**  
2 3609 **G M**

## Prohibition Safety Tags



- 80x150 mm double sided safety tags printed on matt pvc
- Supplied in packs of ten
- Tags come complete with nylon fixing strips

### Fine Line Marker Pen



5 3430

 5 3420	 5 3421	 5 3422	 5 3423	 5 3424	 5 3425
 5 3426	 5 3434	 5 3427	 5 3428	 5 3429	 5 3435

### HOW TO ORDER

**Choose Your Sign**

**Your sign**

1 1234 **G L**

↑ Material    ↑ Sign    ↑ Size

### Choose Material Codes

- 1 Rigid Plastic
- 2 Self Adhesive Vinyl
- 3 Photoluminescent Rigid Plastic
- 4 Photoluminescent Self Adhesive
- \* 5 Miscellaneous Products
- 6 Aluminium
- 7 Polycarbonate

\* No size code is required when ordering miscellaneous products

### Choose Size Codes

<b>A</b> 75 x 100 mm	<b>J</b> 400 x 200 mm	<b>S</b> 75 x 200 mm
<b>B</b> 80 x 80 mm	<b>K</b> 300 x 400 mm	<b>T</b> 210 x 210 mm
<b>C</b> 150 x 150 mm	<b>L</b> 450 x 150 mm	<b>U</b> 100 x 100 mm
<b>D</b> 150 x 100 mm	<b>M</b> 600 x 200 mm	<b>V</b> 300 x 150 mm
<b>E</b> 150 x 200 mm	<b>N</b> 400 x 400 mm	<b>W</b> 600 x 900 mm
<b>F</b> 200 x 200 mm	<b>P</b> 600 x 400 mm	<b>X</b> 200 x 100 mm
<b>G</b> 300 x 100 mm	<b>Q</b> 600 x 450 mm	
<b>H</b> 250 x 300 mm	<b>R</b> 178 x 203 mm	

The Data Protection Act 1998 requires the installation of CCTV signs, showing specific wording to assist the public to identify the owner/operator of the system.



1 1700 **H K**  
2 1700 **H K**  
6 1700 **H K**



1 1710 **H K**  
2 1710 **H K**  
6 1710 **H K**



1 1711 **H K**  
2 1711 **H K**  
6 1711 **H K**



1 1739 **H K**  
2 1739 **H K**  
6 1739 **H K**



1 1712 **H K**  
2 1712 **H K**  
6 1712 **H K**



1 1713 **H K**  
2 1713 **H K**  
6 1713 **H K**



1 1721 **H K**  
2 1721 **H K**  
6 1721 **H K**




1 1740 **H K**  
2 1740 **H K**  
6 1740 **H K**




1 1716 **H K**  
2 1716 **H K**  
6 1716 **H K**



1 1717 **H K**  
2 1717 **H K**  
6 1717 **H K**



1 1718 **H K**  
2 1718 **H K**  
6 1718 **H K**



1 1719 **H K**  
2 1719 **H K**  
6 1719 **H K**



5 9790



5 9791



5 9792

Self Adhesive labels 75 x100 mm  
Self Adhesive on face for application to inside of window



1 1709 **H K D**  
2 1709 **H K D**



1 1734 **H K**  
2 1734 **H K**



1 1735 **H K**  
2 1735 **H K**



1 1736 **H K**  
2 1736 **H K**



1 1737 **H K**  
2 1737 **H K**



1 1701 **D H**  
2 1701 **D H**



1 1702 **D H**  
2 1702 **D H**



1 1725 **H K**  
2 1725 **H K**



1 1726 **H K**  
2 1726 **H K**



1 1727 **H K**  
2 1727 **H K**



1 1728 **H K**  
2 1728 **H K**



1 1729 **H K**  
2 1729 **H K**



1 1730 **H K**  
2 1730 **H K**



1 1731 **H K**  
2 1731 **H K**



1 1732 **H K**  
2 1732 **H K**



1 1733 **H K**  
2 1733 **H K**



1 7530 **Q**  
6 7530 **Q**



1 1714 **G M**  
2 1714 **G M**



1 1720 **G M**  
2 1720 **G M**  
7 1720 **G M**



1 1715 **G M**  
2 1715 **G M**  
7 1715 **G M**



1 4023 **G M**  
2 4023 **G M**



1 6215 **G M P**  
2 6215 **G M P**  
7 6215 **G M P**



1 2065 **G L**  
2 2065 **G L**



1 2061 **G L**  
2 2061 **G L**



1 4261 **G M P K E**  
2 4261 **G M P E**  
6 4261 **G M P**



1 1706 **F U**  
2 1706 **F U**



1 1707 **F U**  
2 1707 **F U**



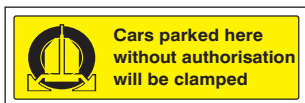
1 1708 **F U**  
2 1708 **F U**



1 6433 **Q**  
6 6433 **Q**



1 1738 **G L**  
2 1738 **G L**



1 7532 **M P**  
6 7532 **M P**

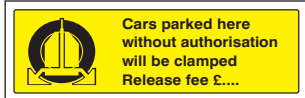


1 7539 **M P**  
6 7539 **M P**



5 7550  
1200x150mm reflective aluminium

When ordering please state the headroom details required.



1 7533 **M P** When ordering please state  
6 7533 **M P** the value you wish to show.



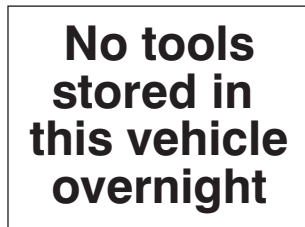
5 7552  
600x150mm reflective aluminium



5 7551  
600x150mm reflective aluminium



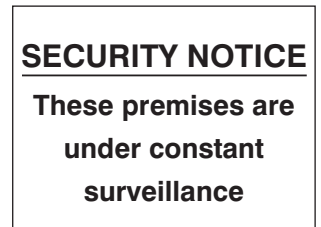
1 1703 **K**  
2 1703 **K**



2 1723 **E**



2 7090 **E**



1 1704 **K**  
2 1704 **K**

## Graffiti Control

### Wash and Remover



5 9627 300ml Wash  
5 9628 400ml Remover

- Effectively eradicates the toughest graffiti

### Anti-Graffiti Protective Coating



5 9626 2.5L Pack

- 2 part clear polyurethane coating
- Easy to apply
- Water based/low odour
- UV resistant and colour stable

### Anti-Graffiti Wipes



5 9629 Pack of 30 wipes

- 30 pre-moistened wipes per pack
- Suitable for **non-porous surfaces** including signs, bus shelters, lifts and benches



### HOW TO ORDER

#### Choose Your Sign



1 1234 **G L**



#### Choose Material Codes

- Rigid Plastic
- Self Adhesive Vinyl
- Photoluminescent Rigid Plastic
- Photoluminescent Self Adhesive
- Miscellaneous Products
- Aluminium
- Polycarbonate

\* No size code is required when ordering miscellaneous products

#### Choose Size Codes

- |                       |                       |                       |
|-----------------------|-----------------------|-----------------------|
| <b>A</b> 75 x 100 mm  | <b>J</b> 400 x 200 mm | <b>S</b> 75 x 200 mm  |
| <b>B</b> 80 x 80 mm   | <b>K</b> 300 x 400 mm | <b>T</b> 210 x 210 mm |
| <b>C</b> 150 x 150 mm | <b>L</b> 450 x 150 mm | <b>U</b> 100 x 100 mm |
| <b>D</b> 150 x 100 mm | <b>M</b> 600 x 200 mm | <b>V</b> 300 x 150 mm |
| <b>E</b> 150 x 200 mm | <b>N</b> 400 x 400 mm | <b>W</b> 600 x 900 mm |
| <b>F</b> 200 x 200 mm | <b>P</b> 600 x 400 mm | <b>X</b> 200 x 100 mm |
| <b>G</b> 300 x 100 mm | <b>Q</b> 600 x 450 mm |                       |
| <b>H</b> 250 x 300 mm | <b>R</b> 178 x 203 mm |                       |

# GENERAL WARNING

Hazard signs are displayed to advise and forewarn of potential dangers. The signs' supplementary text should always include one of three words:

- **Danger** - High level risk that could result in death or serious injury
- **Warning** - Medium level risk
- **Caution** - Low level of risk which could lead to minor or moderate injury

All E, K and P sizes supplied in portrait format



Portrait Sign

## Site Safety



1 4201 G M P  
2 4201 G M  
6 4201 G M P



1 4202 G M P  
2 4202 G M  
6 4202 G M P



1 4203 G M P  
2 4203 G M  
6 4203 G M P



1 4204 G M P Q  
2 4204 G M P  
6 4204 G M P Q



1 4261 G M E K P  
2 4261 G M E K P  
6 4261 G M P



1 6418 G M P  
2 6418 G M P  
6 6418 G M P



1 4250 G M  
2 4250 G M



1 4245 G M  
2 4245 G M



1 5220 G M  
2 5220 G M



1 4211 G M E K  
2 4211 G M E K



1 4228 G M  
2 4228 G M



1 4262 G M  
2 4262 G M



1 4441 G M  
2 4441 G M



1 4210 G M  
2 4210 G M



1 4263 G M  
2 4263 G M



1 4264 G M  
2 4264 G M



1 4212 G M E K  
2 4212 G M E K



1 4497 G M  
2 4497 G M



1 4232 G M  
2 4232 G M P  
6 4232 G M P



1 4240 G M  
2 4240 G M



1 4023 G M  
2 4023 G M



1 4230 G M  
2 4230 G M P



1 4253 G M  
2 4253 G M



1 4283 E  
2 4283 E



1 4284 E  
2 4284 E

## Warning Symbols



1 4256 F N  
2 4256 F N



1 4218 F N  
2 4218 F



1 4219 F N  
2 4219 F



1 4220 F N  
2 4220 F



1 4222 F N  
2 4222 F



1 4217 F N  
2 4217 F



1 4414 F  
2 4414 F



1 4415 F  
2 4415 F



1 4418 F  
2 4418 F



1 4419 F  
2 4419 F



1 4416 F  
2 4416 F



1 4417 F  
2 4417 F

## Temperature Hazard



1 4208 G M  
2 4208 G  
6 4208 G M



1 4482 G M  
2 4482 G M



1 4236 G M A K  
2 4236 G M A K



1 4483 G M  
2 4483 G M



1 4237 A E  
2 4237 A E



1 4285 G M  
2 4285 G M

## Industrial Vehicles



1 4493 **G M**  
2 4493 **G M**



1 4243 **G M**  
2 4243 **G M**



1 4215 **G M E K P**  
2 4215 **G M E K P**  
7 4215 **G M P**



2 4523 **B**



1 4244 **E K P**  
2 4244 **E K P**



1 4205 **G M P**  
2 4205 **G M**



1 4491 **G M**  
2 4491 **G M**



2 4254 **G**



1 4206 **G M P**  
2 4206 **G M**

## Overhead and Access



1 4498 **P**  
2 4498 **P**



1 4246 **G M**  
2 4246 **G M**



1 4255 **G M**  
2 4255 **G**



1 4216 **G M E K**  
2 4216 **G M E K**  
6 4216 **M P**



2 4131 **X**



2 4130 **X**



2 4132 **X**



1 4496 **M**  
2 4496 **M**

## Surface Safety



1 4209 **G M E K**  
2 4209 **G M E K**



1 4521 **G M**  
2 4521 **G M**



1 4492 **G M**  
2 4492 **G M**



1 4238 **G M**  
2 4238 **G M**



1 4494 **G M**  
2 4494 **G M**



1 4214 **G M**  
2 4214 **G M**



1 4257 **G M P**  
2 4257 **G M P**  
6 4257 **G M P**



1 4207 **G M P**  
2 4207 **G**  
6 4207 **G M P**

## Glass Safety Highlighting



5 9151



5 9154



5 9152

5 9155



5 9153

5 9156



5 9197

5 9198



The Workplace (Health & Safety) Regulations 1992, Regulation 14, requires where necessary for reasons of safety that any translucent surface in a wall, partition or door be marked so that it is conspicuous. Frosted crystal decals supplied in 1000mm lengths can be used as a complete length or cut into individual decals.



1 4213 **G M P**  
2 4213 **G M P**



1 4223 **E K**  
2 4223 **E K**



5 8724  
Pack of 4

## HOW TO ORDER

### Choose Your Sign



1 1234 **G L**



### Choose Material Codes

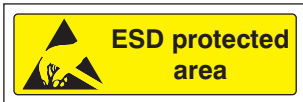
- 1 Rigid Plastic
- 2 Self Adhesive Vinyl
- 3 Photoluminescent Rigid Plastic
- 4 Photoluminescent Self Adhesive
- \* 5 Miscellaneous Products
- 6 Aluminium
- 7 Polycarbonate

\* No size code is required when ordering miscellaneous products

### Choose Size Codes

- |                       |                       |                       |
|-----------------------|-----------------------|-----------------------|
| <b>A</b> 75 x 100 mm  | <b>J</b> 400 x 200 mm | <b>S</b> 75 x 200 mm  |
| <b>B</b> 80 x 80 mm   | <b>K</b> 300 x 400 mm | <b>T</b> 210 x 210 mm |
| <b>C</b> 150 x 150 mm | <b>L</b> 450 x 150 mm | <b>U</b> 100 x 100 mm |
| <b>D</b> 150 x 100 mm | <b>M</b> 600 x 200 mm | <b>V</b> 300 x 150 mm |
| <b>E</b> 150 x 200 mm | <b>N</b> 400 x 400 mm | <b>W</b> 600 x 900 mm |
| <b>F</b> 200 x 200 mm | <b>P</b> 600 x 400 mm | <b>X</b> 200 x 100 mm |
| <b>G</b> 300 x 100 mm | <b>Q</b> 600 x 450 mm |                       |
| <b>H</b> 250 x 300 mm | <b>R</b> 178 x 203 mm |                       |

# HARMFUL SUBSTANCES AND CHEMICALS



1 4249 **G M**  
2 4249 **G M**



1 4401 **G M**  
2 4401 **G M**



1 4404 **G M**  
2 4404 **G M**



1 4405 **G M**  
2 4405 **G M**



1 4406 **G M**  
2 4406 **G M**



1 4407 **G M**  
2 4407 **G M**



1 4408 **G M E K**  
2 4408 **G M E K**



1 4410 **G M**  
2 4410 **G M**



1 4411 **G M**  
2 4411 **G M**



1 4412 **G M**  
2 4412 **G M**



1 4428 **G M**  
2 4428 **G M**



1 4429 **G M**  
2 4429 **G M**



1 4413 **E K**  
2 4413 **E K**



1 4423 **E K**  
2 4423 **E K**



1 4424 **E K**  
2 4424 **E K**



1 4425 **E K P**  
2 4425 **E K**



1 4426 **E K**  
2 4426 **E K**



1 4450 **E**  
2 4450 **E**



1 4461 **E**  
2 4461 **E**



1 4489 **E K**  
2 4489 **E K**



1 4442 **G M**  
2 4442 **G M**



1 4443 **G M**  
2 4443 **G M**



1 4446 **G M**  
2 4446 **G M**



1 4448 **G M**  
2 4448 **G M**



1 4451 **G M**  
2 4451 **G M**



1 4454 **G**  
2 4454 **G**



1 4455 **G**  
2 4455 **G**



1 4457 **G**  
2 4457 **G**



1 4484 **G M**  
2 4484 **G M**



1 4485 **G M**  
2 4485 **G M**



1 4488 **G M**  
2 4488 **G M**



1 4247 **G M**  
2 4247 **G M**

## Radioactive



2 4537 **C**



1 4526 **G M**  
2 4526 **G M**



1 4525 **Q**  
2 4525 **Q**



5 1692  
25x25mm  
Self Adhesive Vinyl



1 4463 **D**  
2 4463 **D**



1 4462 **E K**  
2 4462 **E K**



1 4536 **E K**  
2 4536 **E K**



1 4459 **G M**  
2 4459 **G M**



## Suspended Sign Frames

Available in a range of sizes and colours to suit your requirements. All suspended frames are supplied complete with suspension kit for easy installation. Can be used either single or double sided.

The suspension kits supplied with frames consists of two wire hooks and two self adhesive ceiling pads.

Code	Size of Sign	Colour
5 8713	300x100mm	Yellow
5 8714	600x200mm	Yellow
5 8715	400x600mm	Yellow
5 8716	300x100mm	Black
5 8717	600x200mm	Black
5 8718	400x600mm	Black

### Suspension Kit



## Harmful Substances

1 4420 <b>E K</b> 2 4420 <b>E K</b>	1 4421 <b>E K</b> 2 4421 <b>E K</b>	1 4014 <b>E K</b> 2 4014 <b>E K</b>	1 4422 <b>E K</b> 2 4422 <b>E K</b>	1 4453 <b>E K</b> 2 4453 <b>E K</b>	1 4016 <b>E K</b> 2 4016 <b>E K</b>	1 4490 <b>E K</b> 2 4490 <b>E K</b>

1 4248 <b>G M</b> 2 4248 <b>G M</b>	1 4427 <b>G M P</b> 2 4427 <b>G M P</b> 6 4427 <b>G M P</b>	1 4487 <b>G M</b> 2 4487 <b>G M</b>	1 4486 <b>G M E K</b> 2 4486 <b>G M E K</b>

## Asbestos

1 4259 <b>G M P</b> 2 4259 <b>G M</b> 6 4259 <b>G M P</b>	1 4449 <b>G M</b> 2 4449 <b>G M</b> 6 4449 <b>G M</b>	1 4260 <b>G M</b> 2 4260 <b>G M</b>	1 4409 <b>G M P</b> 2 4409 <b>G M</b>

## Explosive Atmosphere

1 4480 <b>G M E K P</b> 2 4480 <b>G M E K</b>	1 4479 <b>E K P</b> 2 4479 <b>E K</b>	1 4431 <b>E K</b> 2 4431 <b>E K</b>	1 4217 <b>F N</b> 2 4217 <b>F</b>
1 4479 <b>G M</b> 2 4479 <b>G M</b>	1 4479 <b>E K P</b> 2 4479 <b>E K</b>	1 4431 <b>E K</b> 2 4431 <b>E K</b>	1 4481 <b>F N</b> 2 4481 <b>F N</b>

**EX D.S.E.A.R.**

**Dangerous Substances and Explosive Atmosphere Regulations**

Introduced on 9 December 2002, the Dangerous Substances and Explosive Atmosphere Regulations (DSEAR) was introduced to set a minimum requirement for the protection of workers from fire and explosion risks relating to dangerous substances and potentially explosive atmospheres.

The Regulations implement two European Directives:

- Explosive Atmospheres Directive 99/92/EC (ATEX 137)
- The safety aspects of the Chemical Agents Directive (CAD)

Employers must undertake the following to comply with the DSEAR:

- Conduct a risk assessment of all operations and procedures involving potentially dangerous substances
- Take actions to reduce or eliminate risks
- Carry out a hazardous area classification
- Within hazardous zones ensure correctly rated electrical and mechanical equipment is used
- Make arrangements to deal with accidents and emergencies
- Provide information and training to employees on DSEAR
- Identify pipes and containers containing dangerous substances
- Introduce measures to protect against explosions where a workplace is shared by more than one employer

Petrol      Varnishes

Liquefied Petroleum Gas (LPG)      Paints

Certain types of combustible and explosive dust

5 8128 400x600mm Rigid Plastic

**HOW TO ORDER**

Choose Your Sign

Your sign

1 1234 **G L**

Material      Sign      Size

Choose Material Codes

- Rigid Plastic
- Self Adhesive Vinyl
- Photoluminescent Rigid Plastic
- Photoluminescent Self Adhesive
- Miscellaneous Products
- Aluminium
- Polycarbonate

\* No size code is required when ordering miscellaneous products

Choose Size Codes

<b>A</b> 75 x 100 mm	<b>J</b> 400 x 200 mm	<b>S</b> 75 x 200 mm
<b>B</b> 80 x 80 mm	<b>K</b> 300 x 400 mm	<b>T</b> 210 x 210 mm
<b>C</b> 150 x 150 mm	<b>L</b> 450 x 150 mm	<b>U</b> 100 x 100 mm
<b>D</b> 150 x 100 mm	<b>M</b> 600 x 200 mm	<b>V</b> 300 x 150 mm
<b>E</b> 150 x 200 mm	<b>N</b> 400 x 400 mm	<b>W</b> 600 x 900 mm
<b>F</b> 200 x 200 mm	<b>P</b> 600 x 400 mm	<b>X</b> 200 x 100 mm
<b>G</b> 300 x 100 mm	<b>Q</b> 600 x 450 mm	
<b>H</b> 250 x 300 mm	<b>R</b> 178 x 203 mm	

# GENERAL WARNING

## EasiPEEL Warning Messages

- Utilises pressure sensitive adhesives for short-to-medium term applications
- Ideal for use where the warning message is only for a limited period
- Can be removed in one piece without the need for force
- 6 messages per sheet



## Anti-Slip Mats

610x150mm anti-slip mat with aggressive pressure sensitive adhesive for bonding to most floor surfaces.



## Step Strips Warning Messages



## Durable Floor Graphics

Sub-surface printed and over laminated in hard wearing, non-slip polycarbonate film.

For more Floor Graphics see page **76**



## Hazard Warning Cones

- Plastic self-weighted cones
- Highly visible symbol and message
- Easily stacked
- Require very little storage space

Code	Size (mm)	Shape	Message
5 7980	500	Round	Slippery Surface
5 7981	500	Round	Floor Cleaning
5 7982	500	Triangular	Wet Floor



## Reflective Safety Tape

- High visibility, retro-reflective marking tape.
  - Resistant to corrosion, weather and most solvents.
  - Shines brightly in the dark when light is directed at it.
- 50mm x 25m



## Double Sided Safety Tags



80x150mm double sided safety tags printed on matt pvc. Supplied in packs of ten, tags come complete with nylon fixing strips.



## Fine Line Pen



5 3430

## Hand Arm Vibration

The Control of Vibration at Work Regulations 2005 seeks to restrict staff exposure to vibration. Without appropriate control Hand Arm Vibration Syndrome (HAVS) and the resulting Vibration White Finger can often be a problem.




Vibration in m/s <sup>2</sup>	Maximum Daily Usage Time in Hours (ELV)
Below 5 LOW	8 Hours
5 to 10 MEDIUM	2 Hours
Over 10 HIGH	Assess risk

1 4447 K  
2 4447 K

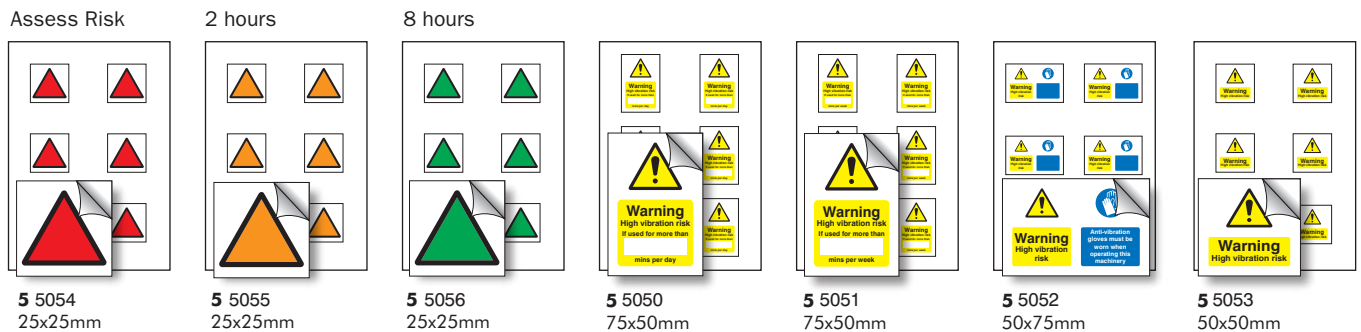
## Peel 'n' Stick Labels

40x18mm Self Adhesive Vinyl (10 per sheet)



5 4021

## Peel 'n' Stick Self Adhesive Labels



## Lifting Label

Required by the Manual Handling Operations Regulations 1992 (as amended 2002), labels should be installed on to heavy packages and other items to indicate manual handling risk.



5 4010

50x50mm Self Adhesive labels on rolls of 500

## Door Plates

- 75mm x 300mm
- Hardwearing white faced aluminium
- Self Adhesive backing



5 4017 5 4018 5 4019 5 4020

### HOW TO ORDER

**Choose Your Sign**

**Your sign**

1 1234 GL

**Material** **Sign** **Size**

### Choose Material Codes

- 1 Rigid Plastic
- 2 Self Adhesive Vinyl
- 3 Photoluminescent Rigid Plastic
- 4 Photoluminescent Self Adhesive
- \* 5 Miscellaneous Products
- 6 Aluminium
- 7 Polycarbonate

\* No size code is required when ordering miscellaneous products

### Choose Size Codes

<b>A</b> 75 x 100 mm	<b>J</b> 400 x 200 mm	<b>S</b> 75 x 200 mm
<b>B</b> 80 x 80 mm	<b>K</b> 300 x 400 mm	<b>T</b> 210 x 210 mm
<b>C</b> 150 x 150 mm	<b>L</b> 450 x 150 mm	<b>U</b> 100 x 100 mm
<b>D</b> 150 x 100 mm	<b>M</b> 600 x 200 mm	<b>V</b> 300 x 150 mm
<b>E</b> 150 x 200 mm	<b>N</b> 400 x 400 mm	<b>W</b> 600 x 900 mm
<b>F</b> 200 x 200 mm	<b>P</b> 600 x 400 mm	<b>X</b> 200 x 100 mm
<b>G</b> 300 x 100 mm	<b>Q</b> 600 x 450 mm	
<b>H</b> 250 x 300 mm	<b>R</b> 178 x 203 mm	

# TEMPORARY WARNING

## Free-Standing Warning Signs

- Folding, double-sided self-standing safety sign
- Made from lightweight, durable plastic
- Provides clear and appropriate warning of risk
- 300mm (wide) x 575mm (high)



5 8515

5 8516

5 8517

5 8518

5 8519

5 8521

5 8540

5 8523

## Minders

- Conspicuous, durable and lightweight barriers manufactured from high impact polyethylene
- Supplied in pairs
- Minders provided with a choice of messages:
  - Caution out of service
  - Caution wet floor
  - Temporarily closed
  - Danger keep out
  - Cleaning in progress
  - Caution work area
- Height: 1m Width: 780mm Weight: 2.5kg



5 9637



5 8544

5 8543

5 8546

5 8545

## DESIGN-YOUR-OWN WARNING SIGN

Using no more than 10 words, advise us of the message you wish to display on both sides.



5 8524

## Elevator Gard

- Extendable 2.6m non-conductive telescopic poles connect to elevator opening
- Panels 1100mm high x 660mm wide



5 9638

## Handi Gard

- Strong snap-on hinges aid quick assembly and barrier length adjustment
- 3 panels - each panel 800x900mm



5 7984

## 5-in-1 Multi Message Warning Sign



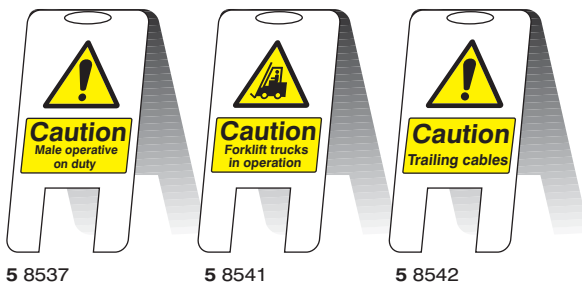

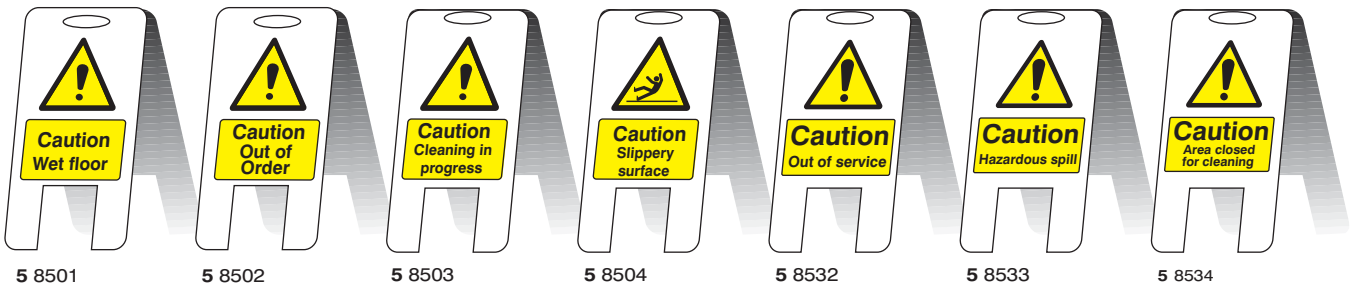
- Durable, multi-warning sign
- Self standing, flat folding structure
- 6mm powder coated steel frame
- 400mm (wide) x 600mm (high)
- Comes with 5 double-sided 300x400mm 1mm PVC signs

### Messages conveyed:





## Lightweight Self Standing Folding Signs

Double sided, manufactured from strong and very light fluted polypropylene.



### Your Own Message

Available as standard special.  
To order quote:  
5 8526 plus the text you require



### HOW TO ORDER

Choose Your Sign

1 1234 GL

Material Sign Size

### Choose Material Codes

- 1 Rigid Plastic
- 2 Self Adhesive Vinyl
- 3 Photoluminescent Rigid Plastic
- 4 Photoluminescent Self Adhesive
- \* 5 Miscellaneous Products
- 6 Aluminium
- 7 Polycarbonate

\* No size code is required when ordering miscellaneous products

### Choose Size Codes

<b>A</b> 75 x 100 mm	<b>J</b> 400 x 200 mm	<b>S</b> 75 x 200 mm
<b>B</b> 80 x 80 mm	<b>K</b> 300 x 400 mm	<b>T</b> 210 x 210 mm
<b>C</b> 150 x 150 mm	<b>L</b> 450 x 150 mm	<b>U</b> 100 x 100 mm
<b>D</b> 150 x 100 mm	<b>M</b> 600 x 200 mm	<b>V</b> 300 x 150 mm
<b>E</b> 150 x 200 mm	<b>N</b> 400 x 400 mm	<b>W</b> 600 x 900 mm
<b>F</b> 200 x 200 mm	<b>P</b> 600 x 400 mm	<b>X</b> 200 x 100 mm
<b>G</b> 300 x 100 mm	<b>Q</b> 600 x 450 mm	
<b>H</b> 250 x 300 mm	<b>R</b> 178 x 203 mm	

# ELECTRICAL WARNING

Warning



1 4001 **G M E K P**  
2 4001 **G M E K**  
6 4001 **G M**



1 4002 **G M E K**  
2 4002 **G M E K**



1 4003 **G M E K**  
2 4003 **G M E K**  
6 4003 **G M**



1 4004 **G M E K**  
2 4004 **G M E K**  
6 4004 **G M**



1 4005 **G M**  
2 4005 **G M**  
6 4005 **G M**



1 4022 **G M**  
2 4022 **G M**  
6 4022 **G M**



1 4024 **G M**  
2 4024 **G M**



1 4031 **G M**  
2 4031 **G M**



1 4009 **G M E K P**  
2 4009 **G M E K**  
6 4009 **G M**  
7 4009 **G M P**



1 4007 **G M E K P**  
2 4007 **G M E K**  
6 4007 **G M**



1 4008 **G M E K P**  
2 4008 **G M E K**  
6 4008 **G M**



1 4006 **G M**  
2 4006 **G M**



1 4018 **G M E K P**  
2 4018 **G M E K**  
6 4018 **G M**



1 4015 **G M E K P**  
2 4015 **G M E K**  
6 4015 **G M**



1 4017 **G M**  
2 4017 **G M**



1 4010 **G M E K P**  
2 4010 **G M E K**  
6 4010 **G M**



1 4020 **G M E K P**  
2 4020 **G M E K**  
6 4020 **G M**



1 4021 **G M E K P**  
2 4021 **M E K**  
6 4021 **M**



1 4023 **G M**  
2 4023 **G M**



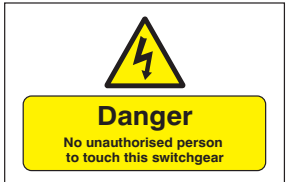
1 4025 **G M**



1 4265 **G M**  
2 4265 **G M**



1 6219 **G M P**  
2 6219 **G M**



1 4019 **D**  
2 4019 **D**



1 4011 **D E K**  
2 4011 **D E K**



1 4012 **D E K**  
2 4012 **D E K**



1 4013 **E K P**  
2 4013 **K P**  
6 4013 **K P**



1 4221 **F N**  
2 4221 **F**

## ESD Labels



1 4460 **G M**  
2 4460 **G M**



1 4464 **G M**  
2 4464 **G M**



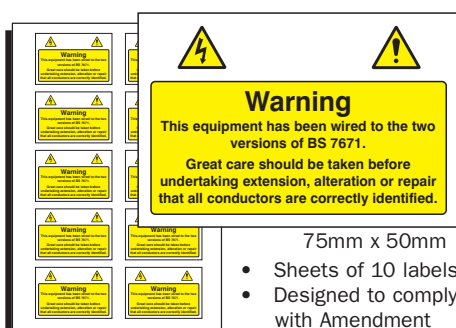
1 4465 **G M**  
2 4465 **G M**



1 4249 **G M**  
2 4249 **G M**



## Electrical Hazard Label





5 4011

- 75mm x 50mm
- Sheets of 10 labels
- Designed to comply with Amendment no. 2 to BS 7671:2001

## Peel 'N' Stick Labels

Sheets of 6 labels

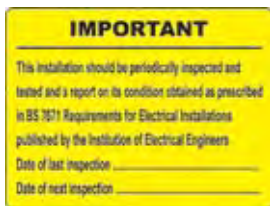


5 4016  
Each sign  
100mm high

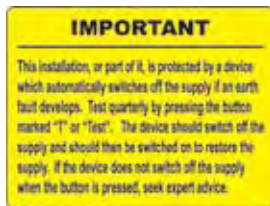
5 4014  
Each sign  
50mm high

## Electrical Warning Roll Labels

Self Adhesive, rolls of 100.



5 9584 100x75mm



5 9764 100x75mm



5 9767 40x50mm



5 9768 40x50mm



5 9769 40x50mm



5 9787 40x50mm



5 9788 40x50mm



5 9789 40x50mm



5 9793 40x50mm



5 9794 40x50mm



5 9795 40x50mm



5 9796 40x50mm



5 9797 40x50mm



5 9798 40x50mm



5 9814 40x50mm



5 9816 40x50mm




5 9817 40x50mm



5 9818 40x50mm



5 9819 75x50mm



5 9833 12.5x12.5mm  
5 9834 25x25mm

## General Warning Roll Labels

50x50mm Self Adhesive labels on rolls of 100.



For Barrier Warning Tapes see page **89**



5 9719



5 9720



5 9721



5 9722



5 9723



5 9724



5 9725



5 9726



5 9727

**HOW TO ORDER**

Choose Your Sign

Your sign

1 1234 GL

Material Sign Size

Choose Material Codes

- 1 Rigid Plastic
- 2 Self Adhesive Vinyl
- 3 Photoluminescent Rigid Plastic
- 4 Photoluminescent Self Adhesive
- \* 5 Miscellaneous Products
- 6 Aluminium
- 7 Polycarbonate

\* No size code is required when ordering miscellaneous products

Choose Size Codes

<b>A</b> 75 x 100 mm	<b>J</b> 400 x 200 mm	<b>S</b> 75 x 200 mm
<b>B</b> 80 x 80 mm	<b>K</b> 300 x 400 mm	<b>T</b> 210 x 210 mm
<b>C</b> 150 x 150 mm	<b>L</b> 450 x 150 mm	<b>U</b> 100 x 100 mm
<b>D</b> 150 x 100 mm	<b>M</b> 600 x 200 mm	<b>V</b> 300 x 150 mm
<b>E</b> 150 x 200 mm	<b>N</b> 400 x 400 mm	<b>W</b> 600 x 900 mm
<b>F</b> 200 x 200 mm	<b>P</b> 600 x 400 mm	<b>X</b> 200 x 100 mm
<b>G</b> 300 x 100 mm	<b>Q</b> 600 x 450 mm	
<b>H</b> 250 x 300 mm	<b>R</b> 178 x 203 mm	

# LABELS



Self adhesive labels are supplied ready cut to peel off and apply. Conveniently supplied on rolls of 100, easy to store and easy to use. If you cannot find the label you require we will be happy to quote for your requirements. Please contact our sales desk for further details. Peel 'n' Stick labels supplied as a sheet of 6.


## Fire

100x100mm Self Adhesive labels on rolls of 100



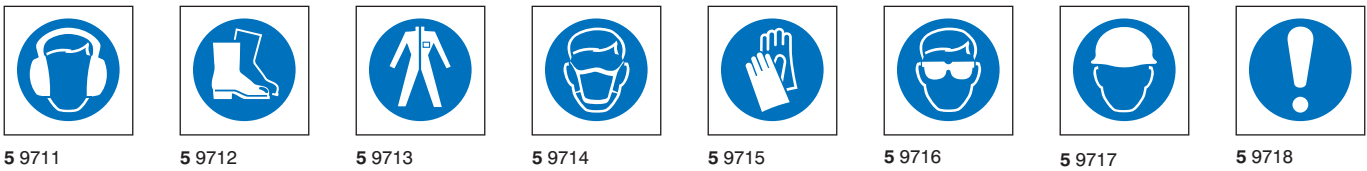
## Prohibition

50x50mm Self Adhesive labels on rolls of 100



## Mandatory


50x50mm Self Adhesive labels on rolls of 100



## Peel 'n' Stick Labels




5 5034 50mm diameter  
5 5039 100mm diameter




5 5030 50mm diameter  
5 5035 100mm diameter



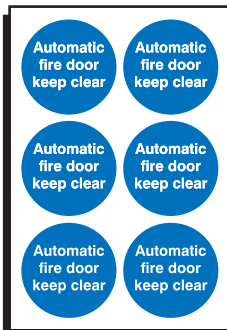
5 5031 50mm diameter  
5 5036 100mm diameter



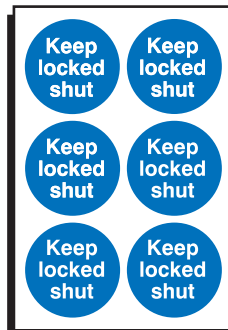
5 5032 50mm diameter  
5 5037 100mm diameter



5 5033 50mm diameter  
5 5038 100mm diameter



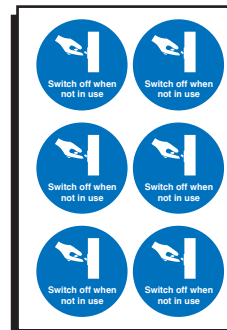
5 1635 65mm diameter



5 1636 65mm diameter




5 1637 65mm diameter




5 1653 65mm diameter




5 1650 65mm diameter



5 1651 65mm diameter



5 1652 65mm diameter



5 1654 65mm diameter

## Hazard Warning Symbols on Rolls of 500

Self Adhesive Vinyl



5 8790 20mm x 20mm  
5 8590 56mm x 56mm



5 8791 20mm x 20mm  
5 8591 56mm x 56mm



5 8792 20mm x 20mm  
5 8592 56mm x 56mm



5 8793 20mm x 20mm  
5 8593 56mm x 56mm



5 8794 20mm x 20mm  
5 8594 56mm x 56mm



5 8795 20mm x 20mm  
5 8595 56mm x 56mm



5 8796 20mm x 20mm  
5 8596 56mm x 56mm



5 8797 20mm x 20mm  
5 8597 56mm x 56mm



5 8798 20mm x 20mm  
5 8598 56mm x 56mm

## Hazard Warning Symbols on Rolls of 100

50x50mm Self Adhesive labels



5 9728



5 9729



5 9730



5 9731



5 9732



5 9733



5 9734



5 9735



5 9736



5 9737

## Limited Quantity


100x100mm Self Adhesive labels on rolls of 100



5 9835



5 9836



## Hazard Warning

100x100mm Self Adhesive labels on rolls of 100



5 9738



5 9739



5 9740



5 9741



5 9742



5 9743



5 9744



5 9745



5 9746

## Asbestos

27x50mm Self Adhesive labels on rolls of 100



5 9765



5 9832

HOW TO ORDER

Choose Your Sign

Your sign

1 1234 GL



Choose Material Codes

- 1 Rigid Plastic
- 2 Self Adhesive Vinyl
- 3 Photoluminescent Rigid Plastic
- 4 Photoluminescent Self Adhesive
- \* 5 Miscellaneous Products
- 6 Aluminium
- 7 Polycarbonate

\* No size code is required when ordering miscellaneous products

Choose Size Codes

- |                       |                       |                       |
|-----------------------|-----------------------|-----------------------|
| <b>A</b> 75 x 100 mm  | <b>J</b> 400 x 200 mm | <b>S</b> 75 x 200 mm  |
| <b>B</b> 80 x 80 mm   | <b>K</b> 300 x 400 mm | <b>T</b> 210 x 210 mm |
| <b>C</b> 150 x 150 mm | <b>L</b> 450 x 150 mm | <b>U</b> 100 x 100 mm |
| <b>D</b> 150 x 100 mm | <b>M</b> 600 x 200 mm | <b>V</b> 300 x 150 mm |
| <b>E</b> 150 x 200 mm | <b>N</b> 400 x 400 mm | <b>W</b> 600 x 900 mm |
| <b>F</b> 200 x 200 mm | <b>P</b> 600 x 400 mm | <b>X</b> 200 x 100 mm |
| <b>G</b> 300 x 100 mm | <b>Q</b> 600 x 450 mm |                       |
| <b>H</b> 250 x 300 mm | <b>R</b> 178 x 203 mm |                       |

# MULTI-PURPOSE VEHICLES & HAZARDOUS SUBSTANCES

## Hazardous Substances



1 4266 G M  
2 4266 G M



1 4267 G M  
2 4267 G M



1 4268 G M  
2 4268 G M



1 4526 G M  
2 4526 G M



1 4269 G M  
2 4269 G M



1 4290 G M  
2 4290 G M



1 4291 G M  
2 4291 G M

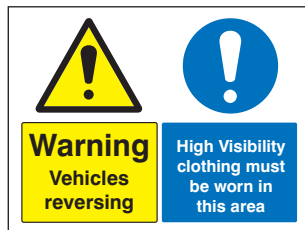


1 6219 G M P  
2 6219 G M

## Industrial Vehicles & Battery Charging




1 4528 Q  
2 4528 Q



1 4032 Q  
2 4032 Q



1 4033 Q  
2 4033 Q



1 5426 K  
2 5426 K



1 4242 H K  
2 4242 H K



1 6279 Q  
2 6279 Q



1 6275 Q  
2 6275 Q



1 6278 K Q  
2 6278 K Q

## Asbestos



1 4259 G M P  
2 4259 G M  
6 4259 G M P



1 4260 G M  
2 4260 G M

27x50mm Self Adhesive labels on rolls of 100



5 9832



5 9765



1 6270 K Q  
2 6270 K Q  
6 6270 K Q



1 4409 G M P  
2 4409 G M



1 4449 G M  
2 4449 G M  
6 4449 G M



1 6273 K  
2 6273 K



1 6271 G M P  
2 6271 G M  
6 6271 G M



1 6272 G M P  
2 6272 G M  
6 6272 G M

80x150mm double sided safety tag printed on matt pvc. Supplied in packs of ten, tags come complete with nylon fixing strips.



5 5059



1 6274 K  
2 6274 K

# MULTI-PURPOSE FLAMMABLE SUBSTANCES



1 6201 **K Q**  
2 6201 **K Q D**  
6 6201 **K Q**



1 6202 **K Q**  
2 6202 **K Q**  
6 6202 **K Q**



1 6203 **K Q**  
2 6203 **K Q**  
6 6203 **K Q**



5 6226 200 x 600mm  
Rigid plastic



1 6204 **K Q**  
2 6204 **K Q**  
6 6204 **K Q**



1 6205 **K Q**  
2 6205 **K Q**  
6 6205 **K Q**



1 6206 **K Q**  
2 6206 **K Q**  
6 6206 **K Q**



1 6207 **K Q**  
2 6207 **K Q**  
6 6207 **K Q**



1 6208 **K Q**  
2 6208 **K Q**  
6 6208 **K Q**



1 6225 **K Q**  
2 6225 **K Q**  
6 6225 **K Q**



5 6227 100 x 400mm  
Rigid plastic



1 6227 **K Q**  
2 6227 **K Q**  
6 6227 **K Q**



1 6228 **K Q**  
2 6228 **K Q**  
6 6228 **K Q**



1 6233 **K Q**  
2 6233 **K Q**  
6 6233 **K Q**



1 6234 **K Q**  
2 6234 **K Q**  
6 6234 **K Q**



1 4452 **Q**  
2 4452 **Q**



5 8724 Adhesive Pads Pack of 4

For more Hazardous Substances Labels see page **101**

### HOW TO ORDER

Choose Your Sign

1 1234 **G L**

Material Sign Size

### Choose Material Codes

- 1 Rigid Plastic
- 2 Self Adhesive Vinyl
- 3 Photoluminescent Rigid Plastic
- 4 Photoluminescent Self Adhesive
- \* 5 Miscellaneous Products
- 6 Aluminium
- 7 Polycarbonate

\* No size code is required when ordering miscellaneous products

### Choose Size Codes

<b>A</b> 75 x 100 mm	<b>J</b> 400 x 200 mm	<b>S</b> 75 x 200 mm
<b>B</b> 80 x 80 mm	<b>K</b> 300 x 400 mm	<b>T</b> 210 x 210 mm
<b>C</b> 150 x 150 mm	<b>L</b> 450 x 150 mm	<b>U</b> 100 x 100 mm
<b>D</b> 150 x 100 mm	<b>M</b> 600 x 200 mm	<b>V</b> 300 x 150 mm
<b>E</b> 150 x 200 mm	<b>N</b> 400 x 400 mm	<b>W</b> 600 x 900 mm
<b>F</b> 200 x 200 mm	<b>P</b> 600 x 400 mm	<b>X</b> 200 x 100 mm
<b>G</b> 300 x 100 mm	<b>Q</b> 600 x 450 mm	
<b>H</b> 250 x 300 mm	<b>R</b> 178 x 203 mm	

# MULTI-PURPOSE

## Machinery

**Danger**  
Do not switch on

1 6277 **G M**  
2 6277 **G M**

**Warning**  
Under test  
Do not touch

1 6209 **G M**  
2 6209 **G M**

**Warning**  
Men at work  
Do not switch on

1 6210 **G M**  
2 6210 **G M**

**Warning**  
Welding in progress  
Extractors must be used

1 4527 **K Q**  
2 4527 **K Q**

**Warning**  
Out of order  
Do not start or touch

1 6212 **G M**  
2 6212 **G M**

**Warning**  
Men at work  
Do not touch

1 6213 **G M**  
2 6213 **G M**

**Warning**  
Do not carry out maintenance work on running machinery

1 4225 **G M**  
2 4225 **G M**

**Warning**  
High vibration risk  
Anti-vibration gloves must be worn when operating this machinery

1 4505 **H K**  
2 4505 **H K**

**Warning**  
Do not reach over or under running machinery

1 6231 **G M**  
2 6231 **G M**

**Caution**  
Switch off before removing guards

1 6220 **G M**  
2 6220 **G M**

**Caution**  
All guards must be in position before starting

1 6221 **G M**  
2 6221 **G M**

## Noise

**Caution**  
Noise level of 85dB(A) or above  
Ear protectors must be worn

1 5222 **G M**  
2 5222 **G M**

**Caution**  
Noise level between 80dB(A) and 85dB(A)  
Ear protectors available on request

1 5223 **G M**  
2 5223 **G M**

**Ear protection zone**  
No entry without ear protection

1 6250 **G M P**  
2 6250 **G M**

**Warning**  
Noise hazard  
Ear protection must be worn

1 6251 **G M**  
2 6251 **G M**

## Garages

**Warning**  
High pressure tyre inflation

1 6501 **G M**  
2 6501 **G M**

**Warning**  
Compressed air

1 6502 **G M**  
2 6502 **G M**

**Danger**  
Open pit

1 6503 **G M**  
2 6503 **G M**

**Warning**  
Moving vehicles

1 6504 **G M**  
2 6504 **G M**

**Warning**  
Tyre inflation  
Keep clear

1 4234 **G M**  
2 4234 **G M**

**Warning**  
Keep clear of lift

1 6505 **G M**  
2 6505 **G M**

**Warning**  
Misuse of compressed air is  
HIGHLY DANGEROUS  
and may cause permanent  
INJURY or Death

1 4441 **G M**  
2 4441 **G M**

**Danger**  
Open manhole

1 6454 **G M P**  
2 6454 **G M**

**Caution**  
Work in progress  
Do not start or move vehicle

1 6506 **G M**  
2 6506 **G M**

**Safe working load**  
2.0 Tonnes

1 6515 **G M**  
2 6515 **G M**

**Safe working load**  
3.0 Tonnes

1 6516 **G M**  
2 6516 **G M**

**Safe working pressure**  
200 Psi

1 6517 **G M**  
2 6517 **G M**

**MOT**  
Viewing area

1 6510 **G M**  
2 6510 **G M**

**MOT**  
Parking

1 6511 **G M**  
2 6511 **G M**

**Parts and accessories**

1 6512 **G M**  
2 6512 **G M**

**Service reception**

1 6513 **G M**  
2 6513 **G M**

**VEHICLE TESTING STATION**  
APPROVED BY  
THE VEHICLE INSPECTORATE

5 7970 600x600mm  
Reflective Aluminium

**Petrol**

5 6224 25x25mm  
5 6228 150x150mm  
Self Adhesive

**Diesel**

5 6225 25x25mm  
5 6330 150x150mm  
Self Adhesive

**NOTICE**  
In the interests of Health and Safety customers are kindly asked to remain in the viewing area while works are undertaken to their vehicle. Please do not enter the garage area unless accompanied by a member of staff.

2 6518 **E H**

**P** **Customer parking**

1 6514 **G M**  
2 6514 **G M**

## Restricted Access



1 6215 **G M P**  
2 6215 **G M P**  
7 6215 **G M P**



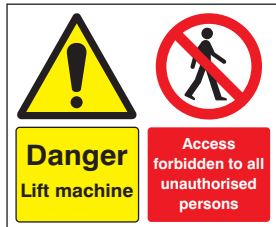
1 6216 **G M**  
2 6216 **G M**  
6 6216 **G M**



1 6217 **G M P**  
2 6217 **G M**



1 6218 **G M P**  
2 6218 **G M**



1 4224 **H**  
2 4224 **H**



1 4292 **Q**



1 6222 **G M**  
2 6222 **G M**



1 6223 **G M**  
2 6223 **G M**



## Fragile Roof



1 6214 **G M P**  
2 6214 **G M P**



1 6230 **M P**  
2 6230 **M P**  
6 6230 **M**



1 6232 **G M P**  
2 6232 **G M**



1 6276 **Q**  
2 6276 **Q**

## Confined Spaces



1 6260 **H K**  
2 6260 **H K**



1 6261 **H K**  
2 6261 **H K**



1 6262 **H K**  
2 6262 **H K**



1 6266 **Q**  
2 6266 **Q**



1 6263 **H K**  
2 6263 **H K**



1 6264 **H K**  
2 6264 **H K**



1 6265 **H K**  
2 6265 **H K**



1 6211 **G M**  
2 6211 **G M**

### HOW TO ORDER

Choose Your Sign

1 1234 **G L**

Material Sign Size

### Choose Material Codes

- Rigid Plastic
- Self Adhesive Vinyl
- Photoluminescent Rigid Plastic
- Photoluminescent Self Adhesive
- Miscellaneous Products
- Aluminium
- Polycarbonate

\* No size code is required when ordering miscellaneous products

### Choose Size Codes

<b>A</b> 75 x 100 mm	<b>J</b> 400 x 200 mm	<b>S</b> 75 x 200 mm
<b>B</b> 80 x 80 mm	<b>K</b> 300 x 400 mm	<b>T</b> 210 x 210 mm
<b>C</b> 150 x 150 mm	<b>L</b> 450 x 150 mm	<b>U</b> 100 x 100 mm
<b>D</b> 150 x 100 mm	<b>M</b> 600 x 200 mm	<b>V</b> 300 x 150 mm
<b>E</b> 150 x 200 mm	<b>N</b> 400 x 400 mm	<b>W</b> 600 x 900 mm
<b>F</b> 200 x 200 mm	<b>P</b> 600 x 400 mm	<b>X</b> 200 x 100 mm
<b>G</b> 300 x 100 mm	<b>Q</b> 600 x 450 mm	
<b>H</b> 250 x 300 mm	<b>R</b> 178 x 203 mm	

# PERSONAL PROTECTION



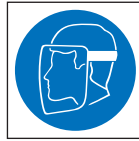
1 5202 **F N**  
2 5202 **F**



1 5204 **F N**  
2 5204 **F**



1 5006 **F N**  
2 5006 **F**




1 5007 **F N**  
2 5007 **F**



1 5014 **F N**  
2 5014 **F**



1 5015 **F N**  
2 5015 **F**



1 5206 **F N**  
2 5206 **F**



1 5208 **F N**  
2 5208 **F**



Eye protection must be worn when operating this machine

1 5005 **G M E K**  
2 5005 **G M E K**



Eye protection is provided for your safety and must be worn

1 5002 **G M E K**  
2 5002 **G M E K**



Eye protection must be worn

1 5003 **G M E K**  
2 5003 **G M E K**



Wear goggles your eyes cannot be replaced

1 5004 **G M**  
2 5004 **G M**



Wear welding mask

1 5021 **G M**  
2 5021 **G M**



Safety helmets must be worn in this area

1 5016 **G M E P K**  
2 5016 **G M E P K**  
6 5016 **M P**



Safety helmets are provided for your safety and must be worn

1 5017 **G M**  
2 5017 **G M**



Safety helmets must be worn beyond this point

1 5018 **G M E K P**  
2 5018 **G M E K**  
7 5018 **G M P**



Protective footwear must be worn

1 5201 **G M E K P**  
2 5201 **G M E K**  
7 5201 **G M**



Safety footwear must be worn on this site

1 5232 **G M**  
2 5232 **G M**



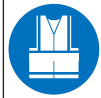
Hand protection must be worn

1 5203 **G M K P E**  
2 5203 **G M K P E**  
7 5203 **G M**



Lab coats must be worn in this area

1 5231 **G M**  
2 5231 **G M**



High visibility jackets must be worn

1 5452 **G M**  
2 5452 **G M**



High visibility jackets must be worn beyond this point

1 5216 **M E K P**  
2 5216 **M E K**  
6 5216 **M**  
7 5216 **M**



Protective garments must be worn

1 5212 **G M**  
2 5212 **G M**



Protective clothing is provided for your safety and must be worn

1 5213 **G M P**  
2 5213 **G M P**



Wear face shield

1 5001 **G M E K**  
2 5001 **G M E K**



Masks must be worn when working here

1 5207 **G M E K P**  
2 5207 **G M E K P**



Respirators must be worn

1 5205 **G M E K P**  
2 5205 **G M E K**



Wear visor

1 5233 **G M**  
2 5233 **G M**



Safety helmets and safety footwear must be worn

1 5019 **E K P**  
2 5019 **E K P**  
6 5019 **E K P**  
7 5019 **K P**



Personal Protective Equipment at work Regulations 1992

Loss of personal protective equipment must be reported

1 5209 **E K**  
2 5209 **E K**



Anti-static footwear must be worn

1 5230 **G M**  
2 5230 **G M**



Wear safety harness

1 5407 **G M**  
2 5407 **G M**



These goggles are for use with this grinder only

Not to be taken away

1 5008 **E**  
2 5008 **E**



Only qualified persons must mount or change this wheel. Safety Goggles must be worn on all dry grinding

**A B R A S I V E   W H E E L   M A C H I N E**  
Plant No.   
Spindle speeds R.P.M.   
Max. wheel dia.

1 5009 **E**  
2 5009 **E**



Personal Protective Equipment at work Regulations 1992

Personal protective equipment is provided for your health and safety and must be used  
Defective equipment should be immediately reported to your safety representative

1 5210 **E K**  
2 5210 **E K**



Personal Protective Equipment at work Regulations 1992

All personal protective equipment must be returned to

after use

1 5211 **E K**  
2 5211 **E**



**Caution**  
You are entering a designated area



All persons must wear approved protective equipment as identified

1 5217 **E K**  
2 5217 **E K**



Wear gloves

1 5236 **E K**  
2 5236 **E K**



Wear masks

1 5237 **E K**  
2 5237 **E K**



5 8724 Adhesive Pads Pack of 4

## Noise Control

**The Control of Noise at Work Regulations 2005**

**Between 80 dB (A) and 84 dB (A)**

The employer has a duty to provide employees with ear protectors if requested. The employee has the right to request suitable and efficient ear protectors.

**At 85 dB (A) and above**

The employer must provide his employees with suitable ear protectors and ensure that the employees wear them. The employee has a duty to wear the ear protectors provided and report any defects.

1 5219 **E K**  
2 5219 **E K**

## Controlling damage from noise at work

Incurable damage to hearing can be caused by exposure to high noise levels. The control of noise at work regulations 2005 place duties on employers and employees to reduce the risk of damage to hearing at work. Ensure you are familiar with the categories of risk and the actions to be taken

### What you need to know

	Below 80dB	First Action Level 80dB	Second Action Level 85dB
<b>Employers Must</b>			
Reduce the risk of hearing damage to the lowest levels reasonably practicable.	*	*	*
Ensure noise assessments are carried out by a competent person.		*	*
Ensure a record of assessments are kept until re-assessment.		*	*
Use means other than ear defenders to reduce exposure to noise.		*	*
Provide necessary training, instruction and information on risks to hearing and how to minimise them and how to obtain ear protectors when required.		*	*
So far as reasonably practicable place notices and warning signs in ear protection areas.			*
Provide hearing checks where noise assessments indicate a risk of hearing damage.			*
<b>Ensure ear protection is:</b>			
a) Provided to employees who ask for them		*	*
b) Provided to all those who are exposed.		*	*
c) Are used by those exposed.		*	*
d) Are kept and maintained to a satisfactory standard.		*	*
Ensure ear protection is used by all those who enter ear protection areas.		*	*
<b>Employees Must</b>			
Use the ear protection provided.		*	*
Use all other protective equipment provided.		*	*
Report any faults or defects found with the ear protectors or equipment.		*	*

5 8116 400x600mm



**Ear protectors are available from**

1 5224 **H K**  
2 5224 **H K**

**Ear protectors are available on request**

1 5225 **H K**  
2 5225 **H K**

**Caution**  
High noise level

1 5220 **G M**  
2 5220 **G M**

**Caution**  
Noise level of 85dB(A) or above  
Ear protectors must be worn

1 5222 **G M**  
2 5222 **G M**

**Caution**  
Noise level between 80dB(A) and 85dB(A)  
Ear protectors available on request

1 5223 **G M**  
2 5223 **G M**

**Warning**  
Noise hazard  
Ear protection must be worn

1 6251 **G M**  
2 6251 **G M**

**Use ear protectors in this area**

1 5010 **G M E K P**  
2 5010 **G M E K**  
7 5010 **G M**

**Ear protectors must be worn**

1 5023 **G M**  
2 5023 **G M**  
7 5023 **G M**

**Use ear protectors**

1 5012 **G M E K P**  
2 5012 **G M E K**  
6 5012 **M K P**

**Ear protection zone**  
Ear protectors must be worn

1 5013 **G M**  
2 5013 **G M**  
7 5013 **G M**

**Use ear protectors when operating this machine**

1 5011 **G M E K**  
2 5011 **G M E K**

**Approved personal protective equipment must be worn at all times**

1 5221 **G M**  
2 5221 **G M**

**Report defective ear protectors immediately**

1 5234 **G M**  
2 5234 **G M**


**Ear protection zone**  
No entry without ear protection

1 6250 **G M P**  
2 6250 **G M**

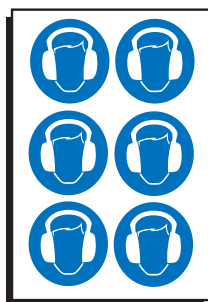
## Peel 'n' Stick Labels




5 5034 50mm diameter  
5 5039 100mm diameter




5 5030 50mm diameter  
5 5035 100mm diameter



5 5031 50mm diameter  
5 5036 100mm diameter



5 5032 50mm diameter  
5 5037 100mm diameter



5 5033 50mm diameter  
5 5038 100mm diameter

**HOW TO ORDER**

**Choose Your Sign**

**Your sign**

1 1234 **G L**

Material Sign Size

**Choose Material Codes**

- Rigid Plastic
- Self Adhesive Vinyl
- Photoluminescent Rigid Plastic
- Photoluminescent Self Adhesive
- Miscellaneous Products
- Aluminium
- Polycarbonate

\* No size code is required when ordering miscellaneous products

**Choose Size Codes**

<b>A</b> 75 x 100 mm	<b>J</b> 400 x 200 mm	<b>S</b> 75 x 200 mm
<b>B</b> 80 x 80 mm	<b>K</b> 300 x 400 mm	<b>T</b> 210 x 210 mm
<b>C</b> 150 x 150 mm	<b>L</b> 450 x 150 mm	<b>U</b> 100 x 100 mm
<b>D</b> 150 x 100 mm	<b>M</b> 600 x 200 mm	<b>V</b> 300 x 150 mm
<b>E</b> 150 x 200 mm	<b>N</b> 400 x 400 mm	<b>W</b> 600 x 900 mm
<b>F</b> 200 x 200 mm	<b>P</b> 600 x 400 mm	<b>X</b> 200 x 100 mm
<b>G</b> 300 x 100 mm	<b>Q</b> 600 x 450 mm	
<b>H</b> 250 x 300 mm	<b>R</b> 178 x 203 mm	

## Suspended Sign Frames




Available in a range of sizes to suit your requirements. All suspended frames are supplied complete with suspension kit for easy installation. Can be used either single or double sided.

### Frames available:

Code	Size of Sign	Colour
5 8700	300x100mm	White
5 8719	400x400mm	White
5 8702	600x200mm	White
5 8711	400x600mm	White
5 8720	300x100mm	Blue
5 8722	400x400mm	Blue
5 8721	600x200mm	Blue
5 8723	400x600mm	Blue

All suspended frames come with two wire hooks and two self adhesive ceiling pads.



5 8100



1 5408 **E G M**  
2 5408 **G M**



1 5424 **G M**  
2 5424 **G M**



1 5451 **G M**  
2 5451 **G M**



1 5214 **G M**  
2 5214 **G M**



1 5401 **G M P**  
2 5401 **G M**



1 5405 **G M**  
2 5405 **G M**



1 5406 **G M**  
2 5406 **G M**



1 5403 **G M**  
2 5403 **G M**



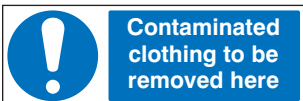
1 5428 **G M P**  
2 5428 **G M P**



1 5447 **G M**  
2 5447 **G M**



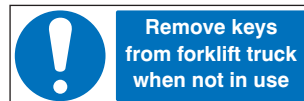
1 5420 **G M**  
2 5420 **G M**



1 5450 **G M**  
2 5450 **G M**



1 5414 **G M**  
2 5414 **G M**



1 5448 **G M**  
2 5448 **G M**



1 5413 **G M P**  
2 5413 **G M**



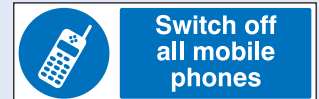
1 5423 **G M**  
2 5423 **G M**



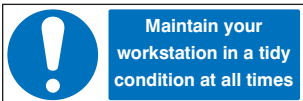
1 5446 **G M**  
2 5446 **G M**



1 5435 **G M**  
2 5435 **G M**  
6 5435 **G M**



1 5429 **G M**  
2 5429 **G M**



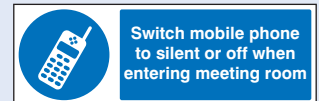
1 5449 **G M**  
2 5449 **G M**



1 5427 **G M**  
2 5427 **G M**



1 5235 **K**  
2 5235 **K**



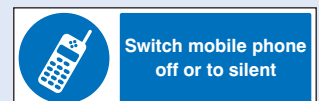
1 5433 **G M**  
2 5433 **G M**



1 5402 **G M**  
2 5402 **G M**

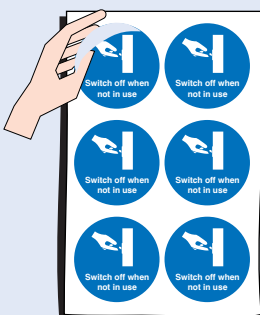


1 5404 **G M**  
2 5404 **G M**




1 5434 **G M**  
2 5434 **G M**

## Peel 'n' Stick Labels

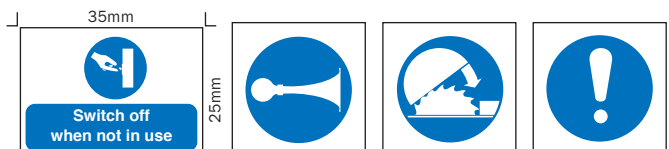


5 1653



5 1654

Supplied in sheets of 6 labels - 65mm diameter



Self adhesive vinyl  
5 5040

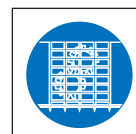
1 5410 **F N**  
2 5410 **F**

1 5411 **F N**  
2 5411 **F**

1 5412 **F N**  
2 5412 **F**



1 5409 **F N**  
2 5409 **F**



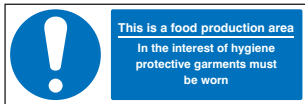
1 5415 **F N**  
2 5415 **F**



1 5416 **F N**  
2 5416 **F**



1 5417 **F N**  
2 5417 **F**



1 5605 **G M**  
2 5605 **G M**



1 5606 **G M**  
2 5606 **G M**



1 5627 **G M**  
2 5627 **G M**



1 5608 **G M**  
2 5608 **G M**



1 5611 **G M**  
2 5611 **G M**



1 5610 **G M**  
2 5610 **G M**



1 5408 **E G M**  
2 5408 **G M**



1 5628 **G M**  
2 5628 **G M**



1 5612 **G M**  
2 5612 **G M**



1 5613 **G M**  
2 5613 **G M**



1 5607 **G M**  
2 5607 **G M**



1 5619 **G M**  
2 5619 **G M**



1 4285 **G M**  
2 4285 **G M**



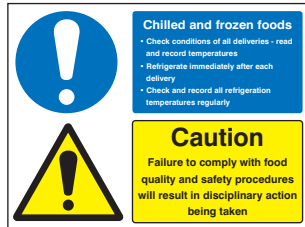
1 5620 **G M**  
2 5620 **G M**



1 5427 **G M**  
2 5427 **G M**



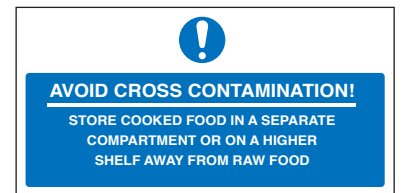
1 5625 **K**  
2 5625 **K**



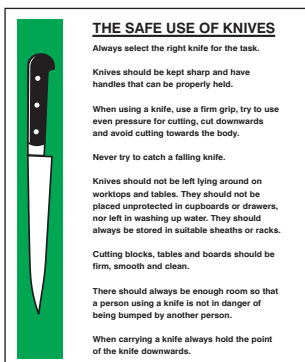
1 5626 **K**  
2 5626 **K**



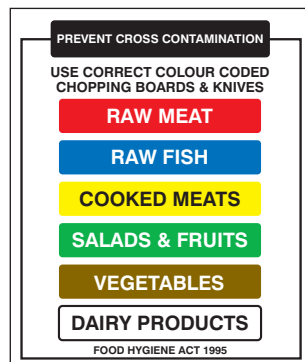
1 4237 **A E**  
2 4237 **A E**




1 5615 **J P**  
2 5615 **J P**



1 5617 **H**  
2 5617 **H**



1 5616 **H**  
2 5616 **H**



1 5618 **H P**  
2 5618 **H P**



1 5614 **P**  
2 5614 **P**



1 5604 **E K**  
2 5604 **E K**



1 5601 **E K**  
2 5601 **E K**



1 5602 **E K**  
2 5602 **E K**



1 5603 **E K**  
2 5603 **E K**

### HOW TO ORDER

**Choose Your Sign**

**Your sign**

1 1234 **G L**

**Material** **Sign** **Size**

### Choose Material Codes

- 1 Rigid Plastic
- 2 Self Adhesive Vinyl
- 3 Photoluminescent Rigid Plastic
- 4 Photoluminescent Self Adhesive
- 5 Miscellaneous Products
- 6 Aluminium
- 7 Polycarbonate

\* No size code is required when ordering miscellaneous products

### Choose Size Codes

<b>A</b> 75 x 100 mm	<b>J</b> 400 x 200 mm	<b>S</b> 75 x 200 mm
<b>B</b> 80 x 80 mm	<b>K</b> 300 x 400 mm	<b>T</b> 210 x 210 mm
<b>C</b> 150 x 150 mm	<b>L</b> 450 x 150 mm	<b>U</b> 100 x 100 mm
<b>D</b> 150 x 100 mm	<b>M</b> 600 x 200 mm	<b>V</b> 300 x 150 mm
<b>E</b> 150 x 200 mm	<b>N</b> 400 x 400 mm	<b>W</b> 600 x 900 mm
<b>F</b> 200 x 200 mm	<b>P</b> 600 x 400 mm	<b>X</b> 200 x 100 mm
<b>G</b> 300 x 100 mm	<b>Q</b> 600 x 450 mm	
<b>H</b> 250 x 300 mm	<b>R</b> 178 x 203 mm	

# HOTELS, BARS AND RESTAURANTS

## Bar Signs

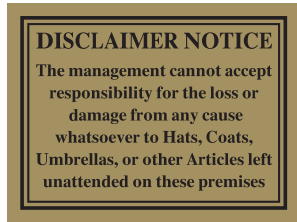
Manufactured from 3mm thick clear acrylic, this range of signs uses sub-surface printing to prevent damage.



5 9575 400x300mm

5 9570 200x150mm

5 9569 200x150mm



5 9567 400x300mm

5 9568 200x150mm

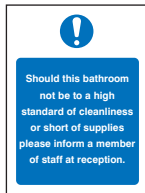
5 9574 400x300mm

5 9580 450x150mm


## Bedroom and Bathroom Notices



2 7621 A



2 7625 A




2 7626 A



5 5102



5 5104



5 5105



5 5106 Front



Reverse



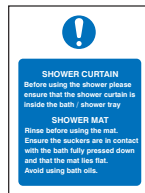
1 7620 A

2 7620 A




1 3629 A

2 3629 A



1 7627 A

2 7627 A



1 6007 A

2 6007 A



1 4286 A

2 4286 A



1 4287 A

2 4287 A



1 4236 A G M

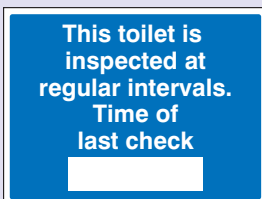
2 4236 A G M



1 4288 A

2 4288 A

## Toilets



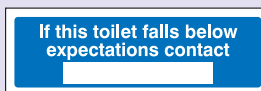
1 5430 K

2 5430 K



1 5229 A


2 5229 A




1 5431 G

2 5431 G

### Dry Wipe Marker Pen



5 3433



1 5436 K



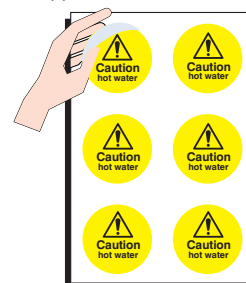
1 5437 A

2 5437 A


For Adapt-a-Sign options see page 111

## Peel 'n' Stick Labels

Supplied in sheets of 6 labels - 65mm diameter



5 6045



5 6040



5 6046

**Staff toilets only**

1 7080 **G L**  
2 7080 **G L**

**Staff room**

1 7081 **G L**  
2 7081 **G L**

**Boys changing rooms**

1 7082 **G**  
2 7082 **G**

**Girls changing rooms**

1 7083 **G**  
2 7083 **G**

**Boys**

1 7084 **D**  
2 7084 **D**

**Boys toilets**

1 7086 **G L**  
2 7086 **G L**

**Staff Room**  
**No unauthorised entry**


1 3233 **E K**  
2 3233 **E K**



5 1687 300x300mm  
Face adhesive for attaching on inside of window

5 1688 300x300mm  
Rigid Plastic

5 1689 450x450mm  
Rigid Plastic



5 5041  
300x600mm Fluted Polypropylene

**Girls**

1 7085 **D**  
2 7085 **D**

**Girls toilets**

1 7087 **G L**  
2 7087 **G L**

**Warning**  
Trespassing or causing nuisance on a school site can lead to a criminal conviction under Section 547 of the Education Act 1996

7 4231 **K P**

**No entry during an examination**

1 3227 **E K**  
2 3227 **E K**

**No running in the corridor**

1 3229 **E K**  
2 3229 **E K**

**No eating or drinking in this area**

1 3232 **E K**  
2 3232 **E K**

**Do not leave valuables in changing rooms**

1 5442 **E K**  
2 5442 **E K**

**Pupils must be silent in this area**

1 5443 **E K**  
2 5443 **E K**

**Visitor badges must be worn at all times**

1 5444 **E K**  
2 5444 **E K**

**Pupils must be supervised when using this equipment**

1 5454 **E K**  
2 5454 **E K**

**Please keep to the left**

1 5240 **E K**  
2 5240 **E K**

**This is a quiet area**

1 5241 **E K**  
2 5241 **E K**

**Quiet Exams in progress**

1 5242 **K P**  
2 5242 **K P**

**Ensure your laptop is locked away securely when not in use**

1 5243 **E**  
2 5243 **E**

## Seatbelt Signs

Enables coach and bus operators to inform passengers of the requirements of Motor Vehicles (Wearing of Seat Belts) (Amendment) Regulations.

**Seatbelts must be worn at all times**

**Passengers must remain seated at all times**

**Passengers must not stand forward of the driver's position**


2 5439 **H**



2 5437 **F**



2 5438 **F**



5 1650



5 1651



5 1652

## Energy Saving

**Save energy**

**Switch off**

2 6036 **A**

**Please turn off electrical appliances when not in use**

1 6629 **A**  
2 6629 **A**

**Please close all doors and windows when air conditioning is on**

1 6628 **A**  
2 6628 **A**

**Please turn off the taps Save water and our environment**

1 6622 **A**  
2 6622 **A**

**Please turn off the light before you leave**

1 6620 **A**  
2 6620 **A**

**Please turn off the light when not in use**

1 6621 **A**  
2 6621 **A**

**HOW TO ORDER**

**Choose Your Sign**

**Your sign**

1 1234 **G L**

Material Sign Size

**Choose Material Codes**

- 1 Rigid Plastic
- 2 Self Adhesive Vinyl
- 3 Photoluminescent Rigid Plastic
- 4 Photoluminescent Self Adhesive
- \* 5 Miscellaneous Products
- 6 Aluminium
- 7 Polycarbonate

\* No size code is required when ordering miscellaneous products

**Choose Size Codes**

- |                       |                       |                       |
|-----------------------|-----------------------|-----------------------|
| <b>A</b> 75 x 100 mm  | <b>J</b> 400 x 200 mm | <b>S</b> 75 x 200 mm  |
| <b>B</b> 80 x 80 mm   | <b>K</b> 300 x 400 mm | <b>T</b> 210 x 210 mm |
| <b>C</b> 150 x 150 mm | <b>L</b> 450 x 150 mm | <b>U</b> 100 x 100 mm |
| <b>D</b> 150 x 100 mm | <b>M</b> 600 x 200 mm | <b>V</b> 300 x 150 mm |
| <b>E</b> 150 x 200 mm | <b>N</b> 400 x 400 mm | <b>W</b> 600 x 900 mm |
| <b>F</b> 200 x 200 mm | <b>P</b> 600 x 400 mm | <b>X</b> 200 x 100 mm |
| <b>G</b> 300 x 100 mm | <b>Q</b> 600 x 450 mm |                       |
| <b>H</b> 250 x 300 mm | <b>R</b> 178 x 203 mm |                       |

# OFFICES & SHOPS

## Anodised Aluminium Door Sliders

Size 300x40mm  
Self Adhesive backed



5 9121



5 9112



5 9113



5 9114



5 9115



5 9116



5 9117

## Visual Impact Sliders

The visual impact sign format on page 67 can also be made into a bespoke slider of your choice.

Please contact the office for more information.



## High Quality Etched Plaques

Let our experts translate your ideas into a striking plaque for your company. These high quality etched plaques are available in brass or stainless steel. Infilled with colour, plaques available with a choice of satin or mirror polish finishes. All plaques supplied with high quality fixings. These can also be mounted on hardwood base at an additional cost.



## Aluminium & Brass Signs

Size 140x35mm Self Adhesive backed



5 9119



5 9057



5 9059



5 9061



5 9063



5 9065



5 9077



5 9079



5 9081



5 9083



5 9085



5 9087



5 9089



5 9091



5 9093



5 9095



5 9118



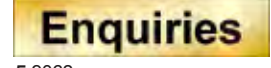
5 9056



5 9058



5 9060



5 9062



5 9064



5 9076



5 9078



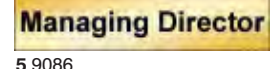
5 9080



5 9082



5 9084



5 9086



5 9088



5 9090



5 9092



5 9094

Size 70x140mm



Aluminium

5 9067 Gents

5 9069 Ladies



Brass

5 9066 Gents

5 9068 Ladies



Size 35x70mm



Brass

5 9070 Push

5 9072 Pull



Aluminium

5 9071 Push

5 9073 Pull

## Quick-Fix Signs

Adhesive backed rigid PVC signs. Simply peel off the sign backing and stick to surface.



5 7007 300x100mm



5 7008 300x100mm



5 7009 300x100mm



5 7013 300x100mm



5 7061 300x100mm



5 7014 300x100mm



5 7028 100x75mm



5 7029 100x75mm



5 7026 200x200mm



5 3003 300x100mm



5 3011 300x100mm



5 3607 300x100mm



5 9510 450x150mm



5 9511 450x150mm



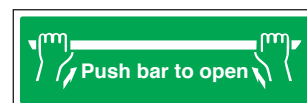
5 9512 450x150mm



5 9513 450x150mm



5 9523 450x150mm



5 9514 450x150mm



5 9515 300x150mm



5 1213 150x200mm



5 1220 150x200mm



5 4012 150x200mm

For an extended range of Quick-Fix Signs see page **120**



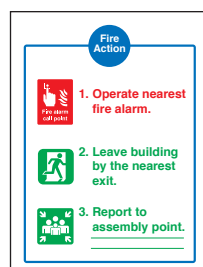
5 1011 150x200mm



5 1013 150x200mm



5 1429 150x200mm




5 1405 150x200mm



5 6002 250x300mm

## Peel 'n' Stick Labels

Size 40x18mm Self Adhesive Vinyl, 10 labels per sheet.




5 3436




5 3437



5 3438



5 4021



# BRASS & ALUMINIUM

## Fire Extinguisher

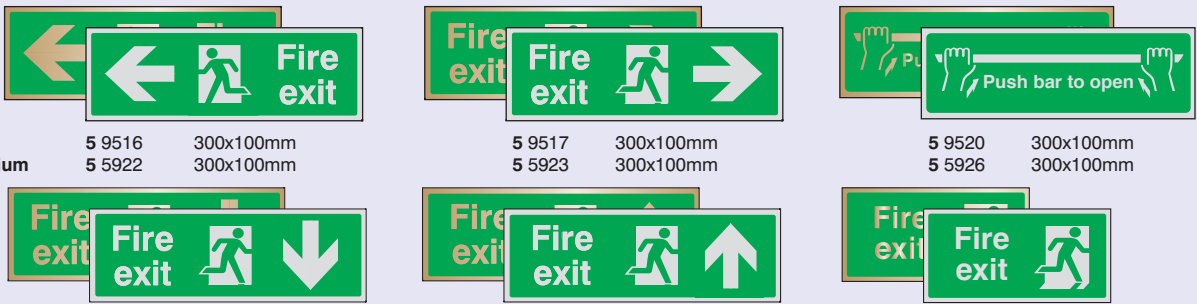
Manufactured from anodised aluminium or brass with printed detail, these signs are ideal for prestigious environments where a high quality finish is essential.

Size 75x200mm

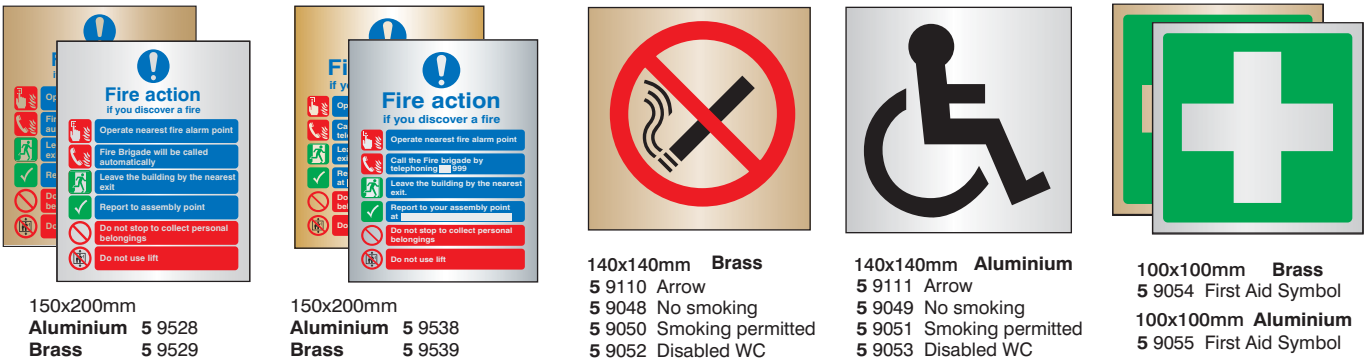


<b>Brass</b>	5 9179	5 9180	5 9181	5 9182
<b>Aluminium</b>	5 9183	5 9184	5 9185	5 9186

## Fire Exit



<b>Brass</b>	5 9516	300x100mm	5 9517	300x100mm	5 9520	300x100mm
<b>Aluminium</b>	5 5922	300x100mm	5 5923	300x100mm	5 5926	300x100mm
<b>Brass</b>	5 9518	300x100mm	5 9519	300x100mm	5 9521	200x100mm
<b>Aluminium</b>	5 5924	300x100mm	5 5925	300x100mm	5 9527	200x100mm



150x200mm	<b>Aluminium</b>	5 9528	150x200mm	<b>Aluminium</b>	5 9538	140x140mm	<b>Brass</b>	5 9111	Arrow	140x140mm	<b>Aluminium</b>	5 9110	No smoking	100x100mm	<b>Brass</b>	5 9054	First Aid Symbol
<b>Brass</b>	5 9529	<b>Brass</b>	5 9539	140x140mm	<b>Aluminium</b>	5 9048	No smoking	5 9049	No smoking	100x100mm	<b>Aluminium</b>	5 9051	Smoking permitted	5 9055	First Aid Symbol		
				140x140mm	<b>Brass</b>	5 9050	Smoking permitted	5 9051	Smoking permitted			5 9052	Disabled WC				
						5 9052	Disabled WC	5 9053	Disabled WC								

## Door Signs



<b>Aluminium 70 mm</b>	<b>Stainless Steel 70 mm</b>	<b>Brass 70 mm</b>
5 9128 Fire Door Keep Shut	5 9125 Fire Door Keep Shut	5 9122 Fire Door Keep Shut
5 9129 Fire Door Keep Locked Shut	5 9126 Fire Door Keep Locked Shut	5 9123 Fire Door Keep Locked Shut
5 9130 Automatic Fire Door Keep Clear	5 9127 Automatic Fire Door Keep Clear	5 9124 Automatic Fire Door Keep Clear



175x175mm  
**Brass**  
5 9102 Extinguisher symbol  
5 9104 Call point symbol  
5 9106 Hosereel symbol

**Aluminium**  
5 9103 Extinguisher symbol  
5 9105 Call point symbol  
5 9107 Hosereel symbol



70x70mm  
**Brass**  
5 9096 Keep locked shut  
5 9098 Automatic Fire door keep clear  
5 9100 Door must remain unlocked  
5 9074 Fire door keep shut

**Aluminium**  
5 9097 Keep locked shut  
5 9099 Automatic Fire door keep clear  
5 9101 Door must remain unlocked  
5 9075 Fire door keep shut

## Brass, Aluminium & Stainless Steel Signs



**Brass 70 mm**

- 5 9131 Ladies Symbol
- 5 9132 Gents Symbol
- 5 9133 Disabled Symbol



**Stainless Steel 70 mm**

- 5 9134 Ladies Symbol
- 5 9135 Gents Symbol
- 5 9136 Disabled Symbol



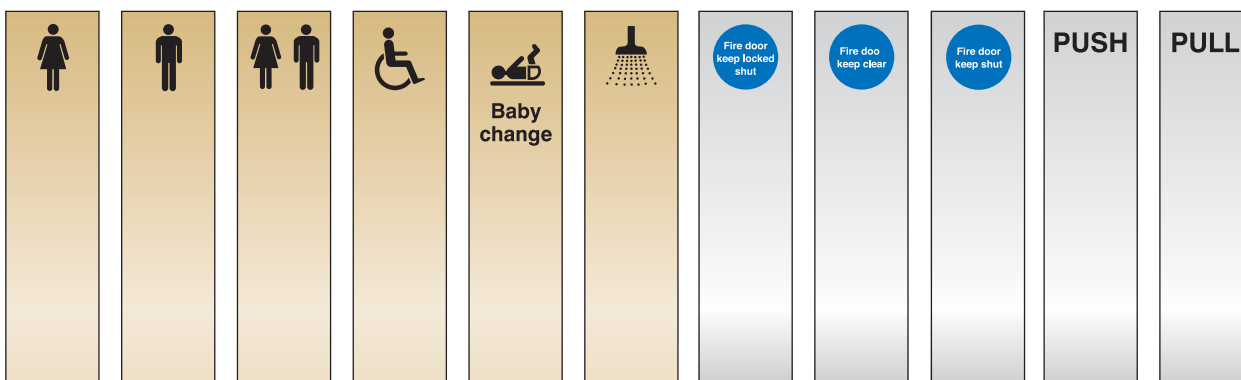
**Aluminium 70 mm**

- 5 9137 Ladies Symbol
- 5 9138 Gents Symbol
- 5 9139 Disabled Symbol



## Door Plates

Size:  
75x300mm



<b>Brass</b>	5 9160	5 9161	5 9162	5 9163	5 9164	5 9165	5 9157	5 9158	5 9159	5 9166	5 9167
<b>Aluminium</b>	5 9171	5 9172	5 9173	5 9174	5 9175	5 9176	5 9168	5 9169	5 9170	5 9177	5 9178

## Visual Impact Range

Made from polished 5mm thick clear acrylic detailed in frosted crystal vinyl and mounted on anodised aluminium stand-off locators.



5 9192 450x150mm



5 9188 450x150mm



5 9189 450x150mm



5 9193 300x200mm



5 9190 450x150mm



5 9191 450x150mm



5 9187 450x150mm



5 9194 200x200mm



5 9195 200x200mm



5 9196 200x200mm



## Aluminium Visual Impact Door Signs



For customised signs, please specify your required text when ordering.



5 9617 200x50mm



5 9616 200x50mm



5 9618 200x50mm



5 9615 200x50mm



5 9614 200x50mm



5 9619 200x50mm

## English, French and German

**Fire action**  
if you discover a fire

- 1. Operate nearest fire alarm point.
- 2. Leave the building by the nearest exit.
- 3. Report to assembly point.

Do not stop to collect personal belongings.

Do not use lift.

1 1435 E H  
2 1435 E H

**Fire action**  
if you discover a fire

- 1. Operate nearest fire alarm point.
- 2. Leave the building by the nearest exit.
- 3. Report to assembly point.

Do not stop to collect personal belongings.

Do not use lift.

1 1436 E H  
2 1436 E H

**Fire action**  
if you discover a fire

- 1. Operate nearest fire alarm point.
- 2. Leave the building by the nearest exit.
- 3. Report to assembly point.

Do not stop to collect personal belongings.

Do not use lift.

1 1437 E H  
2 1437 E H

**Fire action**  
if you discover a fire

- 1. Operate nearest fire alarm point.
- 2. Leave the building by the nearest exit.
- 3. Report to assembly point.

Do not stop to collect personal belongings.

Do not use lift.

1 1424 H  
2 1424 H



## English and Polish

**Fire Action**

1. Operate nearest fire alarm.
2. Leave building by the nearest exit.
3. Report to assembly point.

Do not stop to collect personal belongings.

Do not use lift.

1 1441 E H  
2 1441 E H

**Fire action**  
if you discover a fire

- 1. Operate nearest fire alarm point.
- 2. Leave the building by the nearest exit.
- 3. Report to assembly point.

Do not stop to collect personal belongings.

Do not use lift.

1 1440 E H  
2 1440 E H

**Fire alarm call point**  
Punkt zbiorczy na wypadek alarmu pożarowego

1 1057 E K  
2 1057 E K

**Fire extinguisher**  
Gaśnica

1 1058 E K  
2 1058 E K

**Caution**  
in the event of fire  
**Uwaga**  
w wypadku pożaru

Do not use lift  
Nie korzystaj z windy

1 1442 E

**Fire door keep shut**  
Drzwi przeciwpożarowe starannie zamykać

1 1647 A  
2 1647 A

**Fire exit keep clear**  
Wyjście ewakuacyjne nie zastawiać

1 1648 H  
2 1648 H

**Fire exit**  
Wyjście ewakuacyjne

1 2075 H K  
2 2075 H K

**Fire exit**  
Wyjście ewakuacyjne

1 2076 H K  
2 2076 H K

**Fire exit**  
Wyjście ewakuacyjne

1 2077 H K  
2 2077 H K

**Fire exit**  
Wyjście ewakuacyjne

1 2078 H K  
2 2078 H K

**Fire Assembly point**  
Punkt zbiorczy na wypadek pożaru

1 2079 Q  
2 2079 Q

**No admittance for unauthorised personnel**  
Nieupoważnionemu personelowi wstęp wzbroniony

1 3243 E H  
2 3243 E H

**No Smoking**  
Palenie wzbronione

1 3301 E H  
2 3301 E H

**No Smoking**  
Palenie wzbronione

1 3302 E H  
2 3302 E H

**No entry**  
Wejścia nie ma

1 3245 E K  
2 3245 E K

**Caution**  
Mind the step  
**Uwaga**  
stopień

1 4296 E K  
2 4296 E K

**Caution**  
Fragile roof  
**Uwaga**  
słaby dach

1 4297 K  
2 4297 K

**Caution**  
Forklift trucks operating  
**Uwaga**  
na wózki widłowe

1 4298 K  
2 4298 K

**Eye protection must be worn**  
Należy założyć środki ochrony oczu

1 5238 E H  
2 5238 E H

**Ear protection must be worn**  
Należy założyć środki ochrony uszu

1 5239 E H K  
2 5239 E H K

**High visibility jackets must be worn**  
Należy nosić kamizelki odbłaskowe

1 5248 E K  
2 5248 E K

**Protective footwear must be worn**  
Należy nosić obuwie ochronne

1 5249 E K  
2 5249 E K

**Safety helmets must be worn**  
Należy nosić kaski ochronne

1 5250 E K  
2 5250 E K

**First aid**  
Pierwsza pomoc

1 6054 H  
2 6054 H

## Quality Control Signs

<b>QUALITY CONTROL DEPARTMENT</b> 1 7801 <b>K</b>	<b>QUALITY CONTROL GOODS INWARDS</b> 1 7802 <b>K</b>	<b>QUALITY CONTROL BONDED STORES</b> 1 7803 <b>K</b>	<b>QUALITY CONTROL FINAL INSPECTION</b> 1 7804 <b>K</b>		
<b>QUALITY CONTROL AWAITING INSPECTION</b> 1 7806 <b>K</b>	<b>QUALITY CONTROL HOLD</b> 1 7807 <b>K</b>	<b>QUALITY CONTROL ACCEPTED</b> 1 7809 <b>K</b>	<b>QUALITY CONTROL PASSED INSPECTION</b> 1 7810 <b>K</b>		
<b>QUALITY CONTROL FAILED INSPECTION</b> 1 7812 <b>K</b>	<b>QUALITY CONTROL REJECTED</b> 1 7813 <b>K</b>	<b>QUALITY CONTROL NON CONFORMING PRODUCTS</b> 1 7817 <b>K</b>	<b>QUALITY CONTROL RETURNED STOCK</b> 1 7815 <b>K</b>		<b>QUALITY CONTROL SCRAP</b> 1 7816 <b>K</b>

## Quality Control Tags

80x150mm double sided tags. Printed on matt PVC and supplied in packs of 10 complete with nylon fixing strips.

5 9770	5 9771	5 9772	5 9773	5 9774	5 9775	5 9776	5 9777	5 9778	
								5 9786	5 3430
5 9779	5 9780	5 9781	5 9782	5 9783	5 9784	5 9785	5 9786	5 3430	

## Quality Control Labels - 50x20mm self adhesive paper labels on rolls of a 100

<b>SERIAL No.</b> 5 9747	<b>TESTED BY:</b> <b>DATE:</b> 5 9748	<b>QA REJECTED</b> <b>BY:</b> <b>DATE:</b> 5 9749	<b>ACCEPTED</b> <b>BY:</b> <b>DATE:</b> 5 9750	<b>NON-CONFORMING</b> <b>BY:</b> <b>DATE:</b> 5 9751
<b>CALIBRATED</b> <b>BY:</b> <b>DATE:</b> <b>DUE:</b> 5 9752	<b>PASSED BY:</b> <b>DATE:</b> 5 9753	<b>QUALITY APPROVED</b> <b>BY:</b> <b>DATE:</b> 5 9754	<b>QUARANTINED</b> 5 9755	<b>NOT CALIBRATED</b> 5 9756
<b>REJECTED</b> <b>BY:</b> <b>DATE:</b> <b>REASON:</b> 5 9757	<b>INSPECTED</b> 5 9758	<b>STOCK NO.</b> 5 9759	<b>TESTED FOR ELECTRICAL SAFETY</b> <b>BY:</b> <b>DATE:</b> 5 9760	<b>CALIBRATED</b> <b>BY:</b> <b>DATE:</b> 5 9766

### HOW TO ORDER

Choose Your Sign

Your sign: 1 1234 **G L**

Material: **1** Sign: **2** Size: **3**

### Choose Material Codes

- Rigid Plastic
- Self Adhesive Vinyl
- Photoluminescent Rigid Plastic
- Photoluminescent Self Adhesive
- Miscellaneous Products
- Aluminium
- Polycarbonate

\* No size code is required when ordering miscellaneous products

### Choose Size Codes

<b>A</b> 75 x 100 mm	<b>J</b> 400 x 200 mm	<b>S</b> 75 x 200 mm
<b>B</b> 80 x 80 mm	<b>K</b> 300 x 400 mm	<b>T</b> 210 x 210 mm
<b>C</b> 150 x 150 mm	<b>L</b> 450 x 150 mm	<b>U</b> 100 x 100 mm
<b>D</b> 150 x 100 mm	<b>M</b> 600 x 200 mm	<b>V</b> 300 x 150 mm
<b>E</b> 150 x 200 mm	<b>N</b> 400 x 400 mm	<b>W</b> 600 x 900 mm
<b>F</b> 200 x 200 mm	<b>P</b> 600 x 400 mm	<b>X</b> 200 x 100 mm
<b>G</b> 300 x 100 mm	<b>Q</b> 600 x 450 mm	
<b>H</b> 250 x 300 mm	<b>R</b> 178 x 203 mm	

# PIPELINE IDENTIFICATION



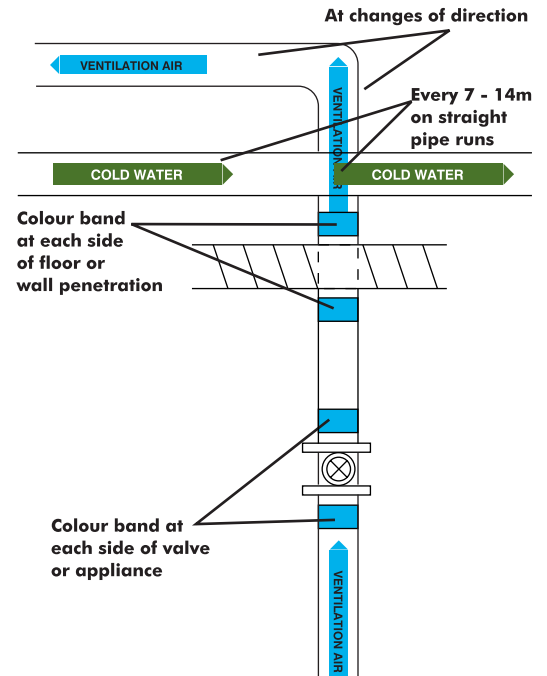
The Health and Safety (Safety Signs and Signals) Regulations 1996 require employers to mark visible pipes in the workplace which contain or transport dangerous substances. BS1710: 1984 Identification of Pipelines and Services, specifies the colours to be used for the identification of pipes containing or transporting dangerous substances, including conduits for electrical services and ventilation ducting.

## Basic Identification Colour Bands

Basic colour bands for the identification of pipe contents are supplied in strips of high quality self adhesive vinyl measuring 150x980mm.

Pipe Contents	Colour	BS4800	Example Colour Reference	Code
Water	Green	12 D 45		5 9989
Steam	Silver-grey	10 A 03		5 9990
Oils	Brown	06 C 39		5 9991
Gases	Yellow ochre	08 C 35		5 9992
Acids & Alkalis	Violet	22 C 37		5 9993
Air	Light blue	20 E 51		5 9994
Other Liquids	Black	00 E 53		5 9995
Electrical Services & Ventilation	Orange	06 E 51		5 9996
Fire Fighting	Red	04 E 53		5 9997
Warning	Yellow	08 E 51		5 9998
Fresh Water - potable or non potable	Auxiliary Blue	18 E 53		5 9999

## Applying Pipe Markers



## Flow Markers - packs of 5

Pipeline identification markers are manufactured from high quality self adhesive vinyl and are supplied in packs of 5. Each marker is 300x40mm and has a twin flow direction system so you can simply remove the direction which is not required.



### Gases - Yellow Ochre BS4800 - 08 C 35



5 9900	5 9901	5 9902
5 9903	5 9904	5 9905
5 9906	5 9907	5 9908
5 9909	5 9910	5 9911
5 9912	5 9913	5 9914
5 9915	5 9916	5 9917

### Water - Green BS4800 - 12 D 45

5 9918	5 9919	5 9920
5 9921	5 9922	5 9923
5 9924	5 9925	5 9926














## Water - Green BS4800 - 12 D 45














-  **HOT WATER**   
5 9927
- PURIFIED WATER**  
5 9930
- SEA WATER**  
5 9933












- HEATING**  
5 9928
-  **POLLUTED WATER**   
5 9931
- RECYCLED WATER**  
5 9934

- FRESH WATER**  
5 9929
-  **NON DRINKING WATER**   
5 9932
- RAIN WATER**  
5 9935
- UNTREATED WATER**  
5 9936
















## Acid and Alkali - Violet BS4800 - 22 C 37











-  **ACID**   
5 9946
-  **PHOSPHORIC ACID**   
5 9949
-  **HYDROGEN CHLORIDE**   
5 9952
-  **PHENOL**   
5 9955
-  **ALKALI**   
5 9958
-   **POTASSIUM**   
5 9961









-  **FORMIC ACID**   
5 9947
-  **SULPHURIC ACID**   
5 9950
-  **SODIUM NITRATE**   
5 9953
-  **CAUSTIC SODA**   
5 9956
-  **AMMONIA**   
5 9959
-   **SODIUM HYDROXIDE**   
5 9962

-  **NITRIC ACID**   
5 9948
-  **ACETIC ACID**   
5 9951
-  **NITRATE**   
5 9954
-  **SODIUM SULPHIDE**   
5 9957
-   **HYDROCHLORIC ACID**   
5 9960

## Mineral Oils - Brown - BS4800 - 06 C 39

-   **HYDROGEN PEROXIDE**   
5 9963
-   **BENZENE**   
5 9966
-  **ALCOHOL**   
5 9969
-   **TOLUENE**   
5 9972
-  **FUEL OIL**   
5 9975
-  **ETHANOL**   
5 9977

- WASTE SOLVENT**  
5 9964
-   **METHANOL**   
5 9967
-  **XYLENE**   
5 9970
- HEATING OIL**  
5 9973
-  **ACETONE**   
5 9976
-   **DIESEL OIL**   
5 9978



-  **OIL**   
5 9965
-  **FORMALDEHYDE**   
5 9968
-  **PROPANOL**   
5 9971
-  **KEROSENE**   
5 9974

## Electricity - Orange BS4800 - 06 E 51

-  **ELECTRICITY**   
5 9945

## Air - Light Blue BS4800 - 20 E 51

- AIR**  
5 9979
- AIR CONDITIONING**  
5 9982
- VACUUM**  
5 9985
- BREATHING AIR**  
5 9988

-  **COMPRESSED AIR**   
5 9980
- EXTRACT AIR**  
5 9983
- WARM AIR**  
5 9986





- COLD AIR**  
5 9981
- VENTILATION AIR**  
5 9984
- COOLING AIR**  
5 9987



## Fire - Red BS4800 - 04 E 53

- HOSE REEL**  
5 9937
- SPRINKLER**  
5 9939

- FIRE MAIN**  
5 9938
- FOAM**  
5 9940

## Steam - Silver Grey BS4800 - 10 A 03

-  **STEAM**   
5 9941
-  **LOW PRESSURE STEAM**   
5 9943

-  **HIGH PRESSURE STEAM**   
5 9942
- VAPOUR**  
5 9944

To identify direction of flow simply remove the direction arrow not required.



# WAREHOUSE MARKING & IMPACT PROTECTION

## Identification Letters and Numbers


Range of self adhesive letters and numbers for the identification of storage locations, bin numbers, aisle numbers, plant and equipment and many other applications.  
Each letter or number is available in Black on White and Black on Yellow.

### Letters

Size	Individual Letter* (10 pack)	A to Z (26 pack)
45x130mm	5 9670	5 9840
38x90mm	5 9671	5 9841
21x56mm	5 9672	5 9842
14x19mm	5 9673	5 9843
9x13mm	5 9674	5 9844
6x10mm	5 9675	5 9845

### Numbers

Size	Individual Number* (10 pack)	0 to 9 (10 pack)
45x130mm	5 9676	5 9846
38x90mm	5 9677	5 9847
21x56mm	5 9678	5 9848
14x19mm	5 9679	5 9849
9x13mm	5 9680	5 9850
6x10mm	5 9681	5 9851



\*To order state the appropriate letter or number you require and the colour combination.


## Rack Protector



Cost effective protective bumper, minimises the impact of forklift truck collisions.

- Hi-vis polyethylene - no rusting or denting
- Waterproof and chemical resistant
- Ability to reform itself after an impact
- No fixings required, attached in seconds
- Slim fit provides minimal bay and aisle intrusion
- Manufactured to comply with BS6399-1: 1996
- 500mm high, clips to any frame width between 75–90mm

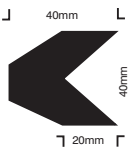
5 9235



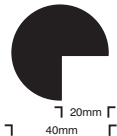
## Impact Protection

The impact protection system cushions and warns of protruding corners, edges, vulnerable pipes and protects many other areas such as walls, kerbs, trolley parks, vehicles, plant and machinery and is ideal for racking and shelving. Supplied in standard lengths of 1000mm and manufactured from high-grade flexible age resistant polyurethane foam with self adhesive, push on and bolt on profiles. Protects staff from injury and property from damage.

### Edge Protection (Self Adhesive)

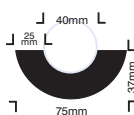


Trapeze 40/40/V  
5 9220

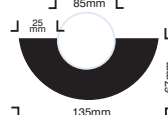


Semi-circular 40/40  
5 9221

### Pipe Protection (Self Adhesive)

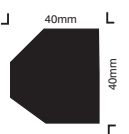


Curvature 40  
5 9222

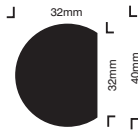


Curvature 85  
5 9223

### Surface Protection (Self Adhesive)



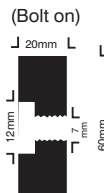
Trapeze 40/40  
5 9224



Semi-circular 40/32  
5 9225



Rectangle 60/20  
5 9226

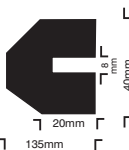


Rectangle 60/20  
5 9227

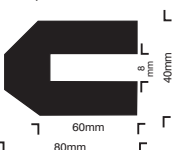


Rectangle 200/20  
5 9228

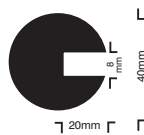
### Profile Protection (Push on)



Trapeze 40/40/8  
5 9229



Trapeze 40/80/8  
5 9230



Semi-circular 40/40/8  
5 9231



## Label Holders

Multi-purpose label holder, supplied with white card inserts and clear plastic cover strips (Packs of 100).


Magnetic		Self Adhesive	
Code	Size	Code	Size
5 9873	80x15mm	5 9870	80x15mm
5 9874	80x30mm	5 9871	80x30mm
5 9875	80x50mm	5 9872	80x50mm



## Ticket Holders

Ideal for identifying shelving and pallet racking, simply pull forward the clear PVC front to allow easy loading of insert.

Magnetic			Self Adhesive		
Code	Size	Pack	Code	Size	Pack
5 8841	100x25mm	100	5 8831	100x25mm	100
5 8842	200x25mm	50	5 8832	200x25mm	50
5 8843	1000x25mm	10	5 8833	1000x25mm	10
5 8844	100x38mm	100	5 8834	100x38mm	100
5 8845	200x38mm	50	5 8835	200x38mm	50
5 8846	1000x38mm	10	5 8836	1000x38mm	10
5 8847	100x54mm	100	5 8837	100x54mm	100
5 8848	200x54mm	50	5 8838	200x54mm	50
5 8849	100x80mm	100	5 8839	100x80mm	100
5 8850	200x80mm	50	5 8840	200x80mm	50



## Document Pockets

Industrial pockets for keeping documents clean and easily accessible, ideal for control of fast moving stock.

Magnetic				Self Adhesive			
Code	Size	Format	Pack	Code	Size	Format	Pack
5 9884	A4(310x215mm)	Landscape	10	5 9880	A4(310x215mm)	Landscape	10
5 9885	A4(220x310mm)	Vertical	10	5 9881	A4(220x310mm)	Vertical	10
5 9886	A5(230x155mm)	Landscape	10	5 9882	A5(230x155mm)	Landscape	10
5 9887	A5(160x215mm)	Vertical	10	5 9883	A5(160x215mm)	Vertical	10



## Magnetic Easy-Wipe Write-On Rolls

Suitable for both racking and shelving, can be easily cut to size and written on with a wet wipe marker pen. Cost effective, write-on, wipe-off labelling. Other colours available upon request.

Code	Size	Colour	Code	Size	Colour
5 9890	20mm x 10m	White	5 9891	20mm x 10m	Yellow
5 9892	30mm x 10m	White	5 9893	30mm x 10m	Yellow
5 9894	50mm x 10m	White	5 9895	50mm x 10m	Yellow
5 9896	70mm x 10m	White	5 9897	70mm x 10m	Yellow



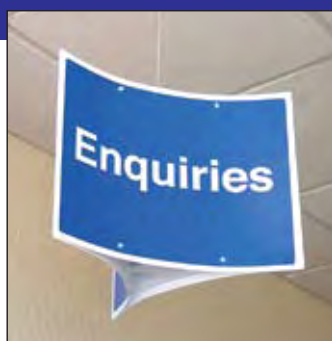
## Custom Made Tri-Signs

Simply advise us of the message you wish to show and we will produce it to any standard colour scheme you require.

Perfect for warehouse environments and end of aisle identification.

Face size 400x300mm  
Face size 600x400mm

5 9586  
5 9587



# WAREHOUSE MARKING & LABELLING

## Safe Working Loads

**SAFE WORKING LOADS**

5 6355 600x450mm 5mm Foamex

**SAFE WORKING LOADS**

5 6357 600x450mm 5mm Foamex

**SAFE WORKING LOADS**

5 6356 450x600mm 5mm Foamex

## Lifting Label

Required by the Manual Handling Operations Regulations 1992 (as amended 2002), labels should be installed on to heavy packages and other items to indicate manual handling risk.



5 4010  
50x50mm self-adhesive labels on rolls of 500

## Reflective Tape

High visibility, retro-reflective marking tape. Resistant to corrosion, weather and most solvents. Shines brightly in the dark when light is directed at it.

50mm x 25m



5 8643 Red & White  
5 8646 Black & Yellow



## Nylon Chain

6mm chain 25 metre length

Colour	Length (m)	Code
Black & Yellow	25	5 9011
Red & White	25	5 9012
White	25	5 9013
Red	25	5 9014
Yellow	25	5 9015



### Chain Accessories

Type	Colour	Code
Connecting Link	White	59016



## Universal Chain Post & Base

Suitable for internal or external use. 90cm high post with 2kg base.

Colour	Code
Black	5 9006
White	5 9007
Yellow	5 9008
Red & White	5 9009
Black & Yellow	5 9010



## Free-Standing Warning Signs

300mm (wide) x 575mm (high)



5 8515 5 8517 5 8519 5 8521 5 8540 5 8523

For more  
Free Standing  
Signs

see page **48**

## Reflections Signs

Bottom half of sign designed to be read in vehicles' mirrors. Ensures drivers on site are aware of procedures and site safety is maintained.



1 4293 P



1 5244 P



1 3230 P



1 4294 P



1 5245 P



1 4295 P



1 3231 P



1 5246 P



1 5247 P

## Safety Mirrors

Our range of safety mirrors are supplied with a 3 year guarantee. Light, easy to install and unbreakable. All mirrors are supplied with fixings.



**Multi-Purpose** Suitable for post or wall mounting.

Size in mm	Max observation distance	Code	Use
300	3m	5 9201	External/Internal
400	5m	5 9202	External/Internal
500	7m	5 9203	External/Internal
600	11m	5 9204	External/Internal
700	15m	5 9205	External/Internal
800	20m	5 9206	External/Internal

**Security Surveillance** Suitable for wall or ceiling mounting.

Size in mm	Max observation distance	Code	Use
300	2m	5 9207	Internal Only
400	4m	5 9208	Internal Only
500	6m	5 9209	Internal Only
600	8m	5 9210	Internal Only
800	15m	5 9212	Internal Only

**Traffic** Suitable for post or wall mounting.

Size in mm	Frame Size	Max observation distance	Code	Use
600 x 400	680x550	9m	5 9213	External/Internal
800 x 600	950x750	20m	5 9214	External/Internal
1000 x 800	1150x950	30m	5 9215	External/Internal

### HOW TO ORDER

Choose Your Sign



Choose Material Codes

- 1 Rigid Plastic
- 2 Self Adhesive Vinyl
- 3 Photoluminescent Rigid Plastic
- 4 Photoluminescent Self Adhesive
- \* 5 Miscellaneous Products
- 6 Aluminium
- 7 Polycarbonate

\* No size code is required when ordering miscellaneous products

Choose Size Codes

- |                       |                       |                       |
|-----------------------|-----------------------|-----------------------|
| <b>A</b> 75 x 100 mm  | <b>J</b> 400 x 200 mm | <b>S</b> 75 x 200 mm  |
| <b>B</b> 80 x 80 mm   | <b>K</b> 300 x 400 mm | <b>T</b> 210 x 210 mm |
| <b>C</b> 150 x 150 mm | <b>L</b> 450 x 150 mm | <b>U</b> 100 x 100 mm |
| <b>D</b> 150 x 100 mm | <b>M</b> 600 x 200 mm | <b>V</b> 300 x 150 mm |
| <b>E</b> 150 x 200 mm | <b>N</b> 400 x 400 mm | <b>W</b> 600 x 900 mm |
| <b>F</b> 200 x 200 mm | <b>P</b> 600 x 400 mm | <b>X</b> 200 x 100 mm |
| <b>G</b> 300 x 100 mm | <b>Q</b> 600 x 450 mm |                       |
| <b>H</b> 250 x 300 mm | <b>R</b> 178 x 203 mm |                       |

# DURABLE FLOOR GRAPHICS

From the floor up, get your safety message across. Ideal for use in factories, warehouses, hospitals and hotels. Sub surface printed and over laminated in hard wearing, anti-slip polycarbonate film.

We recommend the use of primer, edge sealer and floor cleaning fluids for improved adhesion of tapes and floor graphics.

## 400mm Diameter



5 8802



5 8743



5 8744



5 8830



5 8746



5 8806



5 8801



5 8742



5 8803



5 8804



5 8805




5 8747

## Anti-Slip Mats

610x150mm anti-slip mat with aggressive pressure sensitive adhesive for bonding to most floor surfaces.



- 5 9634 CAUTION
- 5 9635 WATCH YOUR STEP
- 5 9695 Black/yellow Chevron



- 5 9697 Photoluminescent strip
- 5 9696 Reflective strip



For more Anti-Slip Tapes see page **78**

## Floor Cleaning Fluid



5 8827

Before applying floor graphics ensure surface is free of dust, grease and other residue by applying floor cleaning fluid with a lint free cloth.

## Floor Primer

Primer will improve the adhesive strength of tapes and floor graphics. 1 litre tin provides approximately 5m<sup>2</sup> coverage.



5 9698

## Edge Sealer

Will prevent tape edges from lifting and resists water/chemicals ingress. 220ml tube.



5 9699



5 8813 600x200mm  
5 8814 900x300mm



5 8807 600x200mm  
5 8808 900x300mm



5 8811 600x200mm  
5 8812 900x300mm



5 8809 400x200mm  
5 8810 800x400mm



5 8815 600x200mm  
5 8816 900x300mm



5 8749 300x100mm



## 400x600mm



5 8730



5 8731



5 8732



5 8733



5 8817



5 8818




5 8821



5 8738



5 8823



5 8736



5 8820



5 8828



5 8825



5 8826



5 8829



5 8735



5 8824



5 8734



5 8737



5 8739



5 8740



5 8741



5 8819

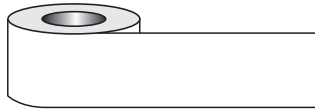


5 8822

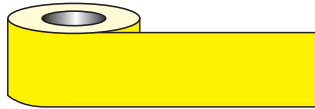
# ANTI-SLIP & FLOOR MARKING TAPES

## Floor Safety Tapes

Self Adhesive Floor Tape 50mm x 33m



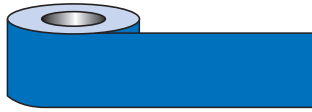
5 8601



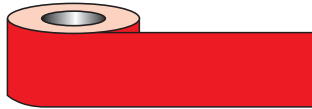
5 8602



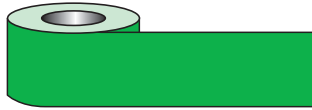
5 8603



5 8604



5 8605



5 8606


Self Adhesive Hazard Tape 50mm x 33m



5 8630



5 8631



5 8632

## Photoluminescent Safety Tapes

All photoluminescent tapes come in 10 metre rolls



58641 40mm width  
58642 80mm width



58644 40mm width  
58645 80mm width




58650 40mm width  
58651 80mm width





58653 40mm width  
58654 80mm width



58647 40mm width  
58648 80mm width



58656 40mm width  
58657 80mm width



58658 20mm width  
58659 40mm width  
58660 80mm width

## Anti-Slip Tapes



Anti-slip tape provides a solution to problem slippery surfaces and steps. Recommended for internal use in pedestrian traffic routes, it has a near "diamond hard" aggregate and a conformable pressure sensitive adhesive giving strong adhesion to most surfaces. Suitable for use on most surfaces including wood, concrete, steel and checker plate.

Roll size 18m x 50mm



5 9623 Black



5 9622 Clear



5 9694 Photoluminescent



5 9624 Yellow




5 9625 Black/Yellow hazard

## Photoluminescent Anti-slip Floor Markers

Photoluminescent way finding floor markers are an effective method of marking escape routes. The markers have an anti-slip surface and strong adhesive backing.



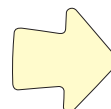
5 8663  
95mm diameter



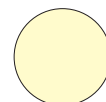
5 8664  
125mm diameter



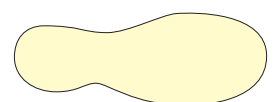
5 8665  
175mm x 110mm



5 8670  
75x75mm  
Pack of 20



5 8671  
75mm Dia  
Pack of 20



5 8672  
240x90mm  
Pack of 20

## Anti-Slip Ladder Grip

- Slip resistant GRP ladder grip reduces the risk of slips from ladders
- Severe weather, spillages or immersion in viscous & corrosive fluids will not adversely affect performance
- Designed to fit over the rungs of fire escapes and the majority of ladders
- Easily fixed using a specialist fixing adhesive



Code	Size (WxHxD)
5 9854	400x25x25mm
5 9855	600x25x25mm
5 9856	290ml tube of adhesive

## Anti-slip Stair Nosing

- Durable stair nosing offers extreme slip resistance and complies with the DDA
- Hard wearing GRP with carbon grit-top surface, effective even in wet and oily conditions
- Easily fixed using screws or adhesives and can be cut to size
- Available in either hazard yellow or photoluminescent versions. The photoluminescent version is ideal for stairwells in the case of a power failure
- Suitable for both internal and external use



Code	Product	Size (WxHxD)
5 9852	Yellow Nosing	1000x55x55mm
5 9853	Photoluminescent Nosing	1000x30x70mm
5 9856	Adhesive	290ml tube

## Line Painting



### Consists of:

- 1 x Tape Line Applicator
- 2 x Rolls of Floor Tape
- 1 x Trimming Knife
- 1 x Chalk Line



### Tape Line Kit

Kit	Tape Colour	Code
1	White	5 9620
2	Yellow	5 9621

### Paint Line Kit

Kit	Paint Colour	Code
1	White	5 9600
2	Yellow	5 9601

### Consists of:

- 1 x 2 Wheel Paint Line Applicator
- 2 x Cans of Line Paint
- 1 x Chalk Line



### Paint Line Applicators

Type	Line Width (mm)	Code
4 Wheel	50 - 75	5 9603
Hand	N/A	5 9604

### Line Paints

Colour	Can Size	Code
White	750 ml	5 9605
Yellow	750 ml	5 9606
Red	750 ml	5 9607
Green	750 ml	5 9608
Blue	750 ml	5 9609
Grey	750 ml	5 9610
Black	750 ml	5 9611

## Cable Protector



- High grade fire retardant, flexible PVC cable protector
- Gently sloping edges allow smooth passage of trucks and trolleys
- One large chamber (30x10mm) is suitable for multiple cables
- Base may be slit for easy cable insertion
- Easily cut to length. HxWxL: 14mm x 80mm x 9m

Code	Colour
5 9233	Black
5 9234	Grey
5 9232	Black/Yellow



# SITE SAFETY BOARDS



In line with health and safety regulations these multi-purpose construction signs provide information and warning to both the public and contractors alike.

For best results on personalised site safety boards a company logo should be provided in a clear, high resolution format.

## SITE SAFETY

Under the Health and Safety at Work Act 1974 all persons entering this site must comply with all regulations under this act. All visitors must report to the site office and obtain permission to proceed onto the site or any work area. Safety signs and procedures must be observed and personal protection and safety equipment must be used at all times.

**Construction work in progress. Parents are advised to warn children of the dangers of entering this site.**

**Safety helmets must be worn**

**Protective footwear must be worn**

**High visibility jackets must be worn**

**Unauthorised entry to this site is strictly forbidden**

1 6447 900x600mm 1mm PVC

## SITE SAFETY

Under the Health and Safety at Work Act 1974 all persons entering this site must comply with all regulations under this act. All visitors must report to the site office and obtain permission to proceed onto the site or any work area. Safety signs and procedures must be observed and personal protection and safety equipment must be used at all times.

**Warning Dangerous site**

**All visitors must report to the site office**

**Approved personal protective equipment must be worn**

**No unauthorised access**

1 6416 900x600mm 1mm PVC

## SITE SAFETY

Under the Health and Safety at Work Act 1974 all persons entering this site must comply with all regulations under this act. All visitors must report to the site office and obtain permission to proceed onto the site or any work area. Safety signs and procedures must be observed and personal protection and safety equipment must be used at all times.

**Construction work in progress. Parents are advised to warn children of the dangers of entering this site.**

**Safety helmets must be worn**

**Protective footwear must be worn**

**Unauthorised entry to this site is strictly forbidden**

1 6413 900x600mm 1mm PVC

## SITE SAFETY

Under the Health and Safety at Work Act 1974 all persons entering this site must comply with all regulations under this act. All visitors must report to the site office and obtain permission to proceed onto the site or any work area. Safety signs and procedures must be observed and personal protection and safety equipment must be used at all times.

**Construction work in progress. Parents are advised to warn children of the dangers of entering this site.**

**Safety helmets must be worn**

**High visibility jackets must be worn**

**Unauthorised entry to this site is strictly forbidden**

1 6420 900x600mm 1mm PVC

## SITE SAFETY

Under the Health and Safety at Work Act 1974 all persons entering this site must comply with all regulations under this act. All visitors must report to the site office and obtain permission to proceed onto the site or any work area. Safety signs and procedures must be observed and personal protection and safety equipment must be used at all times.

**Heavy plant and machinery operate on this site.**

**Vehicles must not enter the site without the authority of the site supervisor. Unsupervised reversing in and out of site is strictly forbidden.**

**Speed and parking restrictions must be observed.**

1 6415 900x600mm 1mm PVC

## SITE SAFETY

Under the Health & Safety at Work Act 1974 all persons entering this site must comply with all regulations under this act. All visitors must report to the site office and obtain permission to proceed on to the site or any work area. Safety signs and procedures must be observed and personal protection and safety equipment must be used at all times.

**Construction work in progress. Parents are advised to warn children of the dangers of entering this site**

**Safety helmets must be worn**

**Unauthorised entry to this site is strictly forbidden.**

1 6414 900x600mm 1mm PVC

**Personalised**  
5 8032 900x700mm 5mm PVC

**YOUR COMPANY NAME & LOGO**  
**SITE SAFETY**  

□□□□

**the last lost [ ] on the [ ] on the [ ]**

### SITE SAFETY

□□□□

**Days since the last lost time accident on this site**

**Standard**  
5 8033 600x900mm 5mm PVC

Includes 2x 9 8 7 6 5 4 3 2 1 0

**Personalised**  
5 8028 1200x1200mm 5mm PVC



**Standard**  
5 8038 1200x1000mm 5mm PVC

**Personalised**  
5 8027 1200x1200mm 5mm PVC



**Standard**  
5 8037 1200x900mm 5mm PVC

**Personalised**  
5 8022 600x1200mm 5mm PVC



**Standard**  
5 8035 600x900mm 5mm PVC

**Personalised**  
5 8023 600x1200mm 5mm PVC



**Standard**  
5 8036 600x900mm 5mm PVC

**Personalised**  
5 8025 900x1200mm 5mm PVC



**Standard**  
5 8031 900x1000mm 5mm PVC

**HOW TO ORDER**

Choose Your Sign

Choose Material Codes

- 1 Rigid Plastic
- 2 Self Adhesive Vinyl
- 3 Photoluminescent Rigid Plastic
- 4 Photoluminescent Self Adhesive
- \* 5 Miscellaneous Products
- 6 Aluminium
- 7 Polycarbonate

\* No size code is required when ordering miscellaneous products

Choose Size Codes

<b>A</b> 75 x 100 mm	<b>J</b> 400 x 200 mm	<b>S</b> 75 x 200 mm
<b>B</b> 80 x 80 mm	<b>K</b> 300 x 400 mm	<b>T</b> 210 x 210 mm
<b>C</b> 150 x 150 mm	<b>L</b> 450 x 150 mm	<b>U</b> 100 x 100 mm
<b>D</b> 150 x 100 mm	<b>M</b> 600 x 200 mm	<b>V</b> 300 x 150 mm
<b>E</b> 150 x 200 mm	<b>N</b> 400 x 400 mm	<b>W</b> 600 x 900 mm
<b>F</b> 200 x 200 mm	<b>P</b> 600 x 400 mm	<b>X</b> 200 x 100 mm
<b>G</b> 300 x 100 mm	<b>Q</b> 600 x 450 mm	
<b>H</b> 250 x 300 mm	<b>R</b> 178 x 203 mm	

# DESIGN YOUR OWN SITE SAFETY BOARD

**STEP 1** Select appropriate site messages from the following or suggest your own e.g. A, B, C, J

<b>Hard hat must be worn</b> <b>A</b>	<b>Speed and parking restrictions must be observed</b> <b>E</b>	<b>Danger Demolition work in progress</b> <b>I</b>	<b>Danger of underground services</b> <b>M</b>
<b>Protective footwear must be worn</b> <b>B</b>	<b>Warning Construction Site Keep out</b> <b>F</b>	<b>No admittance for unauthorised personnel</b> <b>J</b>	<b>Heavy plant and machinery operate on this site</b> <b>N</b>
<b>High visibility jackets must be worn</b> <b>C</b>	<b>Danger Stop. Look. Listen. Beware of trucks</b> <b>G</b>	<b>Site safety starts here</b> <b>K</b>	<b>First aid available from site office</b> <b>O</b>
<b>Ear protectors must be worn</b> <b>D</b>	<b>Warning Look out for overhead loads</b> <b>H</b>	<b>Construction work in progress Parents are advised to warn children of the dangers of entering this site</b> <b>L</b>	<b>Any message of your choice</b> <b>P</b>

**STEP 2** Select sign template that best accommodates your messages e.g. 58034/A, B, C, J

**Personalised**  
5 8019 600x1200mm 5mm PVC

<b>YOUR COMPANY NAME &amp; LOGO</b>
All visitors & drivers must report to site office
<b>Children must not play on this site</b>

**Personalised**  
5 8030 600x1200mm 5mm PVC

<b>YOUR COMPANY NAME &amp; LOGO</b>
Project:
<b>SITE SAFETY</b>

**Personalised**  
5 8047 1200x1200mm 5mm PVC

<b>YOUR COMPANY NAME &amp; LOGO</b>
PROJECT:
<b>SITE SAFETY</b>

All visitors & drivers must report to site office
<b>Children must not play on this site</b>

<b>SITE SAFETY</b>

**Standard**  
5 8048 1200x900mm 5mm PVC



e.g. 5 8047 / L,J,A,B,I,D,C,H

**Standard**  
5 8034 600x1000mm 5mm PVC

**Standard**  
5 8039 600x900mm 5mm PVC

**STEP 3** If personalising board, please supply a high resolution copy of logo e.g. jpeg, eps, tif, gif

If none of the above site safety boards suit your site we will be happy to quote for your requirements. Please call our office for assistance.



- Comprises of the most commonly used construction signage
- Each pack is supplied in an easy to store outer wrap
- Easy and economical way of purchasing construction site signs
- All signs made from 1mm rigid plastic



## Pack 1

5 6423



600x200mm



600x450mm

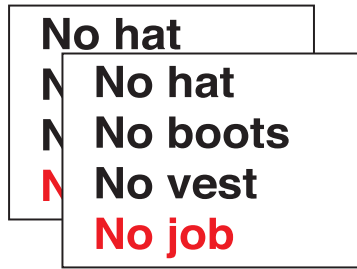


## Pack 2

5 6424



300x100mm



400x300mm



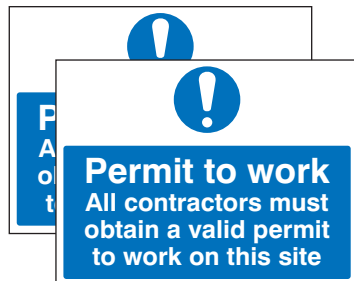
900x600mm

## Pack 3

5 6425



300x100mm



400x300mm



900x600mm



## Pack 4

5 6426



400x600mm



600x400mm



900x600mm



400x300mm



900x600mm



1 6403 **M P**  
2 6403 **M**  
6 6403 **M P**



1 6405 **M P**  
2 6405 **M P**  
6 6405 **M P**



1 6443 **P**  
6 6443 **P**



1 6442 **P**  
6 6442 **P**



1 6406 **P**



1 4257 **G M P**  
2 4257 **G M P**  
6 4257 **G M P**



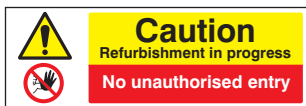
1 6404 **M P**  
2 6404 **M P**  
6 6404 **M P**  
7 6404 **M P**



1 6454 **G M P**  
2 6454 **G M**



1 6418 **G M P**  
2 6418 **G M P**  
6 6418 **G M P**



1 6429 **M**  
2 6429 **M**  
6 6429 **M**



1 6455 **G M**  
2 6455 **G M**



1 6456 **G M**  
2 6456 **G M**



1 6457 **G M**



1 6459 **G M**  
2 6459 **G M**



1 6460 **G M**  
2 6460 **G M**



1 6461 **G M**



1 6458 **G M**

## Aluminium Roll Top Signs

Manufactured from aluminium, highly durable roll top construction signs are designed to neatly hook over scaffolding and railings. For bespoke roll top signs please call our office and quote 56417 for assistance. Size: 400x600mm

Design your own Roll Top Sign



5 6605



5 6604



5 6602



5 6601



5 6417



5 6400



5 6223



5 6428



5 6406



5 6407



5 6420



5 6408



5 6409



5 6410



5 6411

**You are now entering a designated area**  
All persons proceeding past this point must wear an approved safety helmet and high visibility jacket

1 6229 **P**  
6 6229 **P**

**You are now entering a designated area**  
All persons proceeding past this point must wear an approved safety helmet, safety footwear and high visibility jacket

1 6236 **P**  
6 6236 **P**



**Site safety starts here**

1 6412 **K Q**  
6 6412 **K Q**

**Permit to work**  
All contractors must obtain a valid permit to work on this site

1 6411 **K Q**

**We apologise for any inconvenience caused**

1 6419 **Q**  
6 6419 **Q**

**A tidy area is a safer area**

1 6439 **K Q**  
6 6439 **K Q**

**Caution**  
Any person found urinating on site will be dismissed

**Use welfare facilities provided**

1 6464 **Q**

**Think safety  
Act safely  
Be safe**

1 6445 **Q**

High visibility jackets must be worn beyond this point

1 5216 **M E K P**  
2 5216 **M E K**  
6 5216 **M**

**Cable Ties**

See page 126

Safety helmets and safety footwear must be worn

1 5019 **E K P**  
2 5019 **E K P**  
6 5019 **E K P**  
7 5019 **E K**

## Asbestos

**Danger Asbestos**  
Approved respirator must be worn

1 6271 **G M P**  
2 6271 **G M**  
6 6271 **G M**

**Danger Asbestos**  
**Do not disturb material**  
Report accidental damage immediately

1 6270 **K Q**  
2 6270 **K Q**  
6 6270 **K Q**

**Danger Asbestos**  
Permit to work must be obtained

1 6272 **G M P**  
2 6272 **G M**  
6 6272 **G M**

**Danger**  
This product contains asbestos

1 4260 **G M**  
2 4260 **G M**

**Danger**  
Asbestos removal in progress

1 4449 **G M**  
2 4449 **G M**  
6 4449 **G M**

**This is a hard hat area**

1 6402 **M P**  
6 6402 **M P**

**Hard hats must be worn on this site at all times**

1 6401 **M P**  
6 6401 **M P**  
7 6401 **M P**

**HOW TO ORDER**

Choose Your Sign

Choose Material Codes

- Rigid Plastic
- Self Adhesive Vinyl
- Photoluminescent Rigid Plastic
- Photoluminescent Self Adhesive
- Miscellaneous Products
- Aluminium
- Polycarbonate

\* No size code is required when ordering miscellaneous products

Choose Size Codes

<b>A</b> 75 x 100 mm	<b>J</b> 400 x 200 mm	<b>S</b> 75 x 200 mm
<b>B</b> 80 x 80 mm	<b>K</b> 300 x 400 mm	<b>T</b> 210 x 210 mm
<b>C</b> 150 x 150 mm	<b>L</b> 450 x 150 mm	<b>U</b> 100 x 100 mm
<b>D</b> 150 x 100 mm	<b>M</b> 600 x 200 mm	<b>V</b> 300 x 150 mm
<b>E</b> 150 x 200 mm	<b>N</b> 400 x 400 mm	<b>W</b> 600 x 900 mm
<b>F</b> 200 x 200 mm	<b>P</b> 600 x 400 mm	<b>X</b> 200 x 100 mm
<b>G</b> 300 x 100 mm	<b>Q</b> 600 x 450 mm	
<b>H</b> 250 x 300 mm	<b>R</b> 178 x 203 mm	

## Non-Reflective Site Management Signs

<p><b>Site agent</b></p> <p>1 6407 <b>G M</b> 2 6407 <b>G M</b> 6 6407 <b>G M</b></p>	<p><b>Site office</b></p> <p>1 6408 <b>G M</b> 2 6408 <b>G M</b> 6 6408 <b>G M</b></p>	<p><b>Site office</b></p> <p>←</p> <p>1 6409 <b>G M</b> 2 6409 <b>G M</b> 6 6409 <b>G M</b></p>	<p><b>No hat</b> <b>No boots</b> <b>No job</b></p> <p>1 6435 <b>K Q</b> 6 6435 <b>K Q</b></p>
<p><b>Site office</b></p> <p>→</p> <p>1 6410 <b>G M</b> 2 6410 <b>G M</b> 6 6410 <b>G M</b></p>	<p><b>Clerk of works</b></p> <p>1 6421 <b>G M</b> 2 6421 <b>G M</b> 6 6421 <b>G M</b></p>	<p><b>Surveyors</b></p> <p>1 6422 <b>G M</b> 2 6422 <b>G M</b> 6 6422 <b>G M</b></p>	<p><b>No hat</b> <b>No boots</b> <b>No vest</b> <b>No job</b></p> <p>1 6444 <b>K Q</b> 6 6444 <b>K Q</b></p>
<p><b>Project manager</b></p> <p>1 6423 <b>G M</b> 2 6423 <b>G M</b> 6 6423 <b>G M</b></p>	<p><b>Drying room</b></p> <p>1 6424 <b>G M</b> 2 6424 <b>G M</b> 6 6424 <b>G M</b></p>	<p><b>Conference room</b></p> <p>1 6425 <b>G M</b> 2 6425 <b>G M</b> 6 6425 <b>G M</b></p>	<p><b>No tools stored in this vehicle overnight</b></p> <p>2 1723 <b>E</b></p>
<p><b>Site manager</b></p> <p>1 6436 <b>G M</b> 2 6436 <b>G M</b> 6 6436 <b>G M</b></p>	<p><b>Mess room</b></p> <p>1 6446 <b>G M</b> 2 6446 <b>G M</b></p>	<p><b>Foreman</b></p> <p>1 6465 <b>G M</b> 2 6465 <b>G M</b></p>	
<p><b>Engineer</b></p> <p>1 6467 <b>G M</b> 2 6467 <b>G M</b></p>	<p><b>Site engineer</b></p> <p>1 6468 <b>G M</b> 2 6468 <b>G M</b></p>	<p><b>General foreman</b></p> <p>1 6466 <b>G M</b> 2 6466 <b>G M</b></p>	<p><b>Toilet</b></p> <p>1 7061 <b>G</b> 2 7061 <b>G</b></p>

## Temporary Traffic Management Vehicle Marking

- For use on inspection and supervisor vehicles
- Capital letter height 70mm as specified in traffic signs manual Chapter 8
- Must be externally mounted on rear of vehicle

For more **Vehicle Markings** products see page **103**

### Reflective Magnetic

**MOTORWAY MAINTENANCE**

5 7565 1300x100mm

**MOTORWAY MAINTENANCE**

5 7569 800x275mm

**HIGHWAY MAINTENANCE**

5 7564 1300x100mm

**HIGHWAY MAINTENANCE**

5 7568 800x275mm

### Reflective Self Adhesive Vinyl

**MOTORWAY MAINTENANCE**

5 7563 1300x100mm

**MOTORWAY MAINTENANCE**

5 7567 800x275mm

**HIGHWAY MAINTENANCE**

5 7562 1300x100mm

**HIGHWAY MAINTENANCE**

5 7566 800x275mm



## ECE 70 Aluminium Vehicle Marking Plates

5 6331 1400x140mm

5 6338 400x300mm

5 6336 700x140mm

5 6337 700x140mm

5 6340 1200x140mm

5 6341 600x140mm

5 6342 600x140mm

## Non-Reflective Site Management Signs



1 7612   
6 7612



1 6434   
6 6434



1 6450   
6 6450



1 6451   
6 6451



1 6462   
6 6462



1 6417   
6 6417



1 6426   
6 6426



1 6427   
6 6427



1 6430   
6 6430



1 6437   
6 6437



1 6432   
6 6432



1 6431   
6 6431



1 6438   
6 6438



1 6452   
6 6452



1 6453   
6 6453



1 7525   
6 7525



1 7526   
6 7526



1 7584   
6 7584



1 7617   
6 7617



1 6470   
6 6470



1 7527   
6 7527



1 7608   
6 7608



1 7624   
6 7624



1 7590   
6 7590



1 6440   
6 6440



1 7528   
6 7528



## Road Sign Frames

Code	Style	Size (mm)
5 8757	Triangle	600
5 8756	Triangle	750
5 8761	Triangle with Supp Plate	750
5 8758	Square	750
5 8512	Rectangle	600x450
5 8759	Rectangle	1050x750
5 8550	Rectangle (double sided)	600x450
5 8551	Square	400x400

### Road Frame Clip



5 8755

For more

Sign Fixings

see page **126**



**HOW TO ORDER**

Choose Your Sign

Your sign

1 1234



Choose Material Codes

- 1 Rigid Plastic
- 2 Self Adhesive Vinyl
- 3 Photoluminescent Rigid Plastic
- 4 Photoluminescent Self Adhesive
- \* 5 Miscellaneous Products
- 6 Aluminium
- 7 Polycarbonate

\* No size code is required when ordering miscellaneous products


Choose Size Codes

- |                       |                       |                       |
|-----------------------|-----------------------|-----------------------|
| <b>A</b> 75 x 100 mm  | <b>J</b> 400 x 200 mm | <b>S</b> 75 x 200 mm  |
| <b>B</b> 80 x 80 mm   | <b>K</b> 300 x 400 mm | <b>T</b> 210 x 210 mm |
| <b>C</b> 150 x 150 mm | <b>L</b> 450 x 150 mm | <b>U</b> 100 x 100 mm |
| <b>D</b> 150 x 100 mm | <b>M</b> 600 x 200 mm | <b>V</b> 300 x 150 mm |
| <b>E</b> 150 x 200 mm | <b>N</b> 400 x 400 mm | <b>W</b> 600 x 900 mm |
| <b>F</b> 200 x 200 mm | <b>P</b> 600 x 400 mm | <b>X</b> 200 x 100 mm |
| <b>G</b> 300 x 100 mm | <b>Q</b> 600 x 450 mm |                       |
| <b>H</b> 250 x 300 mm | <b>R</b> 178 x 203 mm |                       |

# SITE SAFETY & FLUTED POLYPROPYLENE

## Fluted Polypropylene

Made from Fluted Polypropylene to provide an economic and lightweight range of construction signs. Easy to store, transport and erect.



### SITE SAFETY

Under the Health & Safety at Work Act 1974 all persons entering this site must comply with all regulations under this act. All visitors must report to the site office and obtain permission to proceed on to the site or any work area. Safety signs and procedures must be observed and personal protection and safety equipment must be used at all times.

**Construction work in progress**  
Parents are advised to warn children of the dangers of entering this site

**Safety helmets must be worn**

**Unauthorised entry to this site is strictly forbidden**

5 6421 900x600mm

### SITE SAFETY

**Heavy plant and machinery operate on this site**

**Vehicles must not enter the site without the authority of the site supervisor**  
**Unsupervised reversing in and out of site is strictly forbidden**

**Speed and parking restrictions must be observed**

5 6422 900x600mm

**You are now entering a designated area**

All persons proceeding past this point must wear an approved safety helmet and high visibility jacket

5 6229 600x400mm

**Warning**  
**Construction site**

**Keep out**

5 6404 600x200mm

**Children must not play on this site**

5 6405 400x600mm

**Hard hats must be worn on this site at all times**

5 6401 400x600mm

**This is a hard hat area**

5 6402 400x600mm

**Danger**  
**Scaffolding incomplete**

5 6442 400x600mm

**Danger**  
**Demolition work in progress**

5 6403 400x600mm

**Safety helmets and safety footwear must be worn**

5 5019 600x400mm

Direct contractors, suppliers and the public to your site

**Site safety starts here**

5 6412 400x300mm

Your logo here

→

5 8041 200x200mm

Your logo here

↑

5 8042 200x200mm

Your logo here

←

5 8043 200x200mm

## Sign Ties

- 5 8695 150mm\* Pack of 10
- 5 8696 150mm\* Pack of 50
- 5 8697 770mm\* Pack of 10
- 5 8698 370mm\* Pack of 10

\* is the total length of the tie



## Site Safety Poster

### CONSTRUCTION SITE SAFETY CHECKLIST

This checklist identifies some of the hazards most commonly found on construction sites. The questions & asks are intended to help you decide whether your site is a safe and healthy place to work. It is not an exhaustive list. More detailed information can be found in HSE150 Health and safety in construction and other HSE publications.

<b>SAFETY CHECKLIST</b> Have you... 1. Carried out a risk assessment for all work on site? 2. Identified all potential hazards on site? 3. Identified all potential risks on site? 4. Identified all potential control measures on site? 5. Identified all potential emergency procedures on site? 6. Identified all potential first aid arrangements on site? 7. Identified all potential fire arrangements on site? 8. Identified all potential security arrangements on site? 9. Identified all potential environmental arrangements on site? 10. Identified all potential health and safety arrangements on site?	<b>MANUAL HANDLING</b> Have you... 1. Identified all potential manual handling tasks on site? 2. Identified all potential risks from manual handling on site? 3. Identified all potential control measures for manual handling on site? 4. Identified all potential training requirements for manual handling on site? 5. Identified all potential first aid arrangements for manual handling on site? 6. Identified all potential emergency procedures for manual handling on site? 7. Identified all potential health and safety arrangements for manual handling on site?	<b>HAZARDOUS SUBSTANCES</b> Have you... 1. Identified all potential hazardous substances on site? 2. Identified all potential risks from hazardous substances on site? 3. Identified all potential control measures for hazardous substances on site? 4. Identified all potential training requirements for hazardous substances on site? 5. Identified all potential first aid arrangements for hazardous substances on site? 6. Identified all potential emergency procedures for hazardous substances on site? 7. Identified all potential health and safety arrangements for hazardous substances on site?
<b>SCAFFOLDS</b> Have you... 1. Identified all potential scaffold areas on site? 2. Identified all potential risks from scaffolding on site? 3. Identified all potential control measures for scaffolding on site? 4. Identified all potential training requirements for scaffolding on site? 5. Identified all potential first aid arrangements for scaffolding on site? 6. Identified all potential emergency procedures for scaffolding on site? 7. Identified all potential health and safety arrangements for scaffolding on site?	<b>HOISTS</b> Have you... 1. Identified all potential hoist areas on site? 2. Identified all potential risks from hoists on site? 3. Identified all potential control measures for hoists on site? 4. Identified all potential training requirements for hoists on site? 5. Identified all potential first aid arrangements for hoists on site? 6. Identified all potential emergency procedures for hoists on site? 7. Identified all potential health and safety arrangements for hoists on site?	<b>WELFARE</b> Have you... 1. Identified all potential welfare facilities on site? 2. Identified all potential risks from welfare facilities on site? 3. Identified all potential control measures for welfare facilities on site? 4. Identified all potential training requirements for welfare facilities on site? 5. Identified all potential first aid arrangements for welfare facilities on site? 6. Identified all potential emergency procedures for welfare facilities on site? 7. Identified all potential health and safety arrangements for welfare facilities on site?
<b>POWERED ACCESS EQUIPMENT</b> Have you... 1. Identified all potential powered access equipment on site? 2. Identified all potential risks from powered access equipment on site? 3. Identified all potential control measures for powered access equipment on site? 4. Identified all potential training requirements for powered access equipment on site? 5. Identified all potential first aid arrangements for powered access equipment on site? 6. Identified all potential emergency procedures for powered access equipment on site? 7. Identified all potential health and safety arrangements for powered access equipment on site?	<b>PLANT AND MACHINERY</b> Have you... 1. Identified all potential plant and machinery on site? 2. Identified all potential risks from plant and machinery on site? 3. Identified all potential control measures for plant and machinery on site? 4. Identified all potential training requirements for plant and machinery on site? 5. Identified all potential first aid arrangements for plant and machinery on site? 6. Identified all potential emergency procedures for plant and machinery on site? 7. Identified all potential health and safety arrangements for plant and machinery on site?	<b>NOISE</b> Have you... 1. Identified all potential noise sources on site? 2. Identified all potential risks from noise on site? 3. Identified all potential control measures for noise on site? 4. Identified all potential training requirements for noise on site? 5. Identified all potential first aid arrangements for noise on site? 6. Identified all potential emergency procedures for noise on site? 7. Identified all potential health and safety arrangements for noise on site?
<b>LOADS</b> Have you... 1. Identified all potential load areas on site? 2. Identified all potential risks from loads on site? 3. Identified all potential control measures for loads on site? 4. Identified all potential training requirements for loads on site? 5. Identified all potential first aid arrangements for loads on site? 6. Identified all potential emergency procedures for loads on site? 7. Identified all potential health and safety arrangements for loads on site?	<b>CRANES AND LIFTING APPLIANCES</b> Have you... 1. Identified all potential crane and lifting areas on site? 2. Identified all potential risks from cranes and lifting appliances on site? 3. Identified all potential control measures for cranes and lifting appliances on site? 4. Identified all potential training requirements for cranes and lifting appliances on site? 5. Identified all potential first aid arrangements for cranes and lifting appliances on site? 6. Identified all potential emergency procedures for cranes and lifting appliances on site? 7. Identified all potential health and safety arrangements for cranes and lifting appliances on site?	<b>PROTECTIVE CLOTHING</b> Have you... 1. Identified all potential protective clothing requirements on site? 2. Identified all potential risks from protective clothing on site? 3. Identified all potential control measures for protective clothing on site? 4. Identified all potential training requirements for protective clothing on site? 5. Identified all potential first aid arrangements for protective clothing on site? 6. Identified all potential emergency procedures for protective clothing on site? 7. Identified all potential health and safety arrangements for protective clothing on site?
<b>ROOF WORK</b> Have you... 1. Identified all potential roof work areas on site? 2. Identified all potential risks from roof work on site? 3. Identified all potential control measures for roof work on site? 4. Identified all potential training requirements for roof work on site? 5. Identified all potential first aid arrangements for roof work on site? 6. Identified all potential emergency procedures for roof work on site? 7. Identified all potential health and safety arrangements for roof work on site?	<b>TRAFFIC AND VEHICLES</b> Have you... 1. Identified all potential traffic and vehicle areas on site? 2. Identified all potential risks from traffic and vehicles on site? 3. Identified all potential control measures for traffic and vehicles on site? 4. Identified all potential training requirements for traffic and vehicles on site? 5. Identified all potential first aid arrangements for traffic and vehicles on site? 6. Identified all potential emergency procedures for traffic and vehicles on site? 7. Identified all potential health and safety arrangements for traffic and vehicles on site?	<b>GENERAL</b> Have you... 1. Identified all potential general risks on site? 2. Identified all potential control measures for general risks on site? 3. Identified all potential training requirements for general risks on site? 4. Identified all potential first aid arrangements for general risks on site? 5. Identified all potential emergency procedures for general risks on site? 6. Identified all potential health and safety arrangements for general risks on site?
<b>EXCAVATIONS</b> Have you... 1. Identified all potential excavation areas on site? 2. Identified all potential risks from excavations on site? 3. Identified all potential control measures for excavations on site? 4. Identified all potential training requirements for excavations on site? 5. Identified all potential first aid arrangements for excavations on site? 6. Identified all potential emergency procedures for excavations on site? 7. Identified all potential health and safety arrangements for excavations on site?	<b>FIRE</b> Have you... 1. Identified all potential fire risks on site? 2. Identified all potential control measures for fire risks on site? 3. Identified all potential training requirements for fire risks on site? 4. Identified all potential first aid arrangements for fire risks on site? 5. Identified all potential emergency procedures for fire risks on site? 6. Identified all potential health and safety arrangements for fire risks on site?	<b>ELECTRICITY</b> Have you... 1. Identified all potential electricity risks on site? 2. Identified all potential control measures for electricity risks on site? 3. Identified all potential training requirements for electricity risks on site? 4. Identified all potential first aid arrangements for electricity risks on site? 5. Identified all potential emergency procedures for electricity risks on site? 6. Identified all potential health and safety arrangements for electricity risks on site?

5 8126 1mm Rigid Plastic 600x900mm

## Scaff-Wrap

- Simple wrap-around interconnecting pedestrian protector
- Fully interlocking no need for additional fastenings
- Can be easily cut on site to adjust for cross bars etc
- Supplied in packs of 3 x 600mm high sections for easy installation

Code	Description
5 6431	Chevron/Warning
5 6432	Business as usual
5 6433	Sorry for inconvenience
5 6434	'Design your own' message

88

## Barrier Tape - Non Adhesive, High Strength Polythene Tapes

75mm x 250m



5 8622



5 8623



5 8624



5 8626

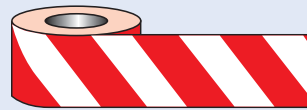


5 8629



5 8633

75mm x 500m



5 8620



5 8621



5 8627



5 8628



5 8634



5 8635

## Cone Barrier

- Fits over the top of most standard traffic cones
- Cone Barrier unit connects cones together to cordon off 'work in progress' areas utilising 4m of retractable, high visibility chevron webbing
- Suitable for motorway maintenance, road-works and Health & Safety barriers
- This low cost and flexible solution ensures safety and ease of use



5 7983

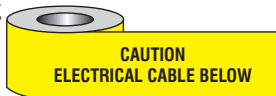


Cones not included

For Cone Options see page **96**

## Underground Tapes

- Made from 100 micron premium polymer polythene
- Resistant to fading
- 150mm x 365m



5 8636



5 8637




5 8638

## Guardian Expanding Barrier

- A lightweight, portable expanding temporary barrier system with high reflective performance
- One piece unit that folds flat and expands to 2250x1000mm
- Measures 700x1100mm when folded



5 7985



## Workguard Folding Barrier

- Lightweight, portable folding barrier system, conforming to UK traffic signs manual Chapter 8
- One piece unit supplied ready assembled with 3 or 4 sides
- Double sided reflective red and white flexible panels



Mini with 3 sides (Side size 790x800mm)	5 7986
Mini with 4 sides (Side size 790x800mm)	5 7987
Regular with 3 sides (Side size 790x1100mm)	5 7988
Regular with 4 sides (Side size 790x1100mm)	5 7989

## Extending Safety Barrier

- Space saving metal barrier
- Stands 1m high, expands to 3m in length
- Approx 8kg in weight



5 7994

# ROAD TRAFFIC

- These traffic signs are non-reflective and are intended for internal site traffic management
- At an additional cost aluminium signs can be supplied complete with channelling for pole or post mounting



1 6473   
 6 6473



1 6474   
 6 6474



1 6475   
 6 6475



1 6476   
 6 6476



1 6477   
 6 6477



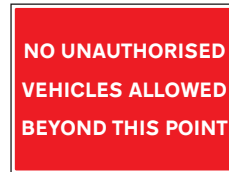
1 7517   
 6 7517



1 7518   
 6 7518



1 7614   
 6 7614



1 7519   
 6 7519



1 7520   
 6 7520



1 7521   
 6 7521



1 7527   
 6 7527



1 7541   
 6 7541



1 7542   
 6 7542



1 7569   
 6 7569



1 7570   
 6 7570



1 7561   
 6 7561



1 7563   
 6 7563



1 7562   
 6 7562



1 7564   
 6 7564



1 7571   
 6 7571



1 7607   
 6 7607



1 7608   
 6 7608



1 7609   
 6 7609



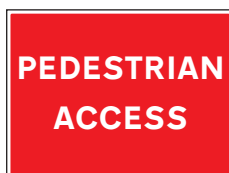
1 7610   
 6 7610



1 6470   
 6 6470



1 6471   
 6 6471



1 6472   
 6 6472



1 7622   
 6 7622



1 7613   
 6 7613



1 7615   
 6 7615



1 7616   
 6 7616



1 7618   
 6 7618



1 7619   
 6 7619



1 7623   
 6 7623

## Road Sign Frames

Code	Style	Size (mm)
5 8757	Triangle	600
5 8756	Triangle	750
5 8761	Triangle with Supp Plate	750
5 8758	Square	750
5 8512	Rectangle	600x450
5 8759	Rectangle	1050x750
5 8550	Rectangle (double sided)	600x450
5 8551	Square	400x400

## Road Frame Clip




## Road Sign Posts & Fixings

### Caps



5 8685 76mm diameter  
5 8750 50mm diameter

### Grey PVC coated steel poles



5 8684 3.5m x 76mm  
5 8769 3.0m x 50mm  
5 8800 1.5m x 50mm  
5 8688 1.75m x 76mm

### Base plate



5 8686 76mm diameter  
5 8699 50mm diameter

### Anti-rotational clip



5 8682 76mm diameter  
5 8640 50mm diameter



1 7543 Q  
6 7543 Q



1 7508 K Q  
6 7508 K Q



1 7509 K Q  
6 7509 K Q



1 7510 K Q  
6 7510 K Q



1 6419 Q  
6 6419 Q



1 7512 Q  
6 7512 Q



1 7513 Q  
6 7513 Q



1 7514 Q  
6 7514 Q



1 7515 Q  
6 7515 Q



1 7516 Q  
6 7516 Q



1 7522 Q  
6 7522 Q



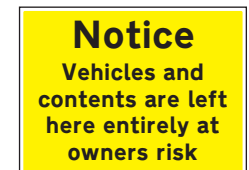
1 7523 Q  
6 7523 Q



1 7524 Q  
6 7524 Q



1 7528 Q  
6 7528 Q



1 7529 Q  
6 7529 Q



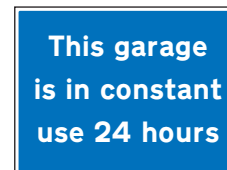
1 7611 Q  
6 7611 Q



1 5432 K Q  
6 5432 K Q



1 7591 Q  
6 7591 Q



1 7560 Q  
6 7560 Q



1 7531 K  
6 7531 K

### HOW TO ORDER

Choose Your Sign

Your sign

1 1234 GL

Material Sign Size

### Choose Material Codes

- Rigid Plastic
- Self Adhesive Vinyl
- Photoluminescent Rigid Plastic
- Photoluminescent Self Adhesive
- Miscellaneous Products
- Aluminium
- Polycarbonate

\* No size code is required when ordering miscellaneous products

### Choose Size Codes

<b>A</b> 75 x 100 mm	<b>J</b> 400 x 200 mm	<b>S</b> 75 x 200 mm
<b>B</b> 80 x 80 mm	<b>K</b> 300 x 400 mm	<b>T</b> 210 x 210 mm
<b>C</b> 150 x 150 mm	<b>L</b> 450 x 150 mm	<b>U</b> 100 x 100 mm
<b>D</b> 150 x 100 mm	<b>M</b> 600 x 200 mm	<b>V</b> 300 x 150 mm
<b>E</b> 150 x 200 mm	<b>N</b> 400 x 400 mm	<b>W</b> 600 x 900 mm
<b>F</b> 200 x 200 mm	<b>P</b> 600 x 400 mm	<b>X</b> 200 x 100 mm
<b>G</b> 300 x 100 mm	<b>Q</b> 600 x 450 mm	
<b>H</b> 250 x 300 mm	<b>R</b> 178 x 203 mm	

# INTERNAL SITE TRAFFIC

## Non Reflective Road Traffic

- These traffic signs are non-reflective and are intended for internal site traffic management
- At an additional cost aluminium signs can be supplied complete with channelling for pole or post mounting
- Also available from our accessories range are poles, posts, clips and caps and free standing sign frames
- For use with sign frame **5 8551** (see page 91)



1 7501 **N**  
6 7501 **N**



1 7502 **N**  
6 7502 **N**



1 7503 **N**  
6 7503 **N**




1 7504 **N**  
6 7504 **N**




1 7567 **N**  
6 7567 **N**




1 7505 **N**  
6 7505 **N**




1 7506 **N**  
6 7506 **N**  
Specify maximum height required when ordering, which will be applied before dispatch.



1 7507 **N**  
6 7507 **N**



1 7511 **N**  
6 7511 **N**




1 7544 **N**  
6 7544 **N**




1 7545 **N**  
6 7545 **N**



1 7546 **N**  
6 7546 **N**




1 7547 **N**  
6 7547 **N**



1 7548 **N**  
6 7548 **N**



1 7549 **N**  
6 7549 **N**



1 7550 **N**  
6 7550 **N**




1 7551 **N**  
6 7551 **N**



1 7552 **N**  
6 7552 **N**



1 7553 **N**  
6 7553 **N**



1 7554 **N**  
6 7554 **N**



1 7555 **N**  
6 7555 **N**



1 7556 **N**  
6 7556 **N**



1 7557 **N**  
6 7557 **N**



1 7558 **N**  
6 7558 **N**



1 7559 **N**  
6 7559 **N**



1 7594 **K**  
6 7594 **K**



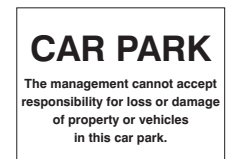
1 7595 **K**  
6 7595 **K**



1 7596 **K**  
6 7596 **K**



1 7597 **K**  
6 7597 **K**



1 7592 **K Q**  
6 7592 **K Q**

## Sign Posts and Fixings

### Back to back clip



5 8725 Pair of 76mm  
5 8689 Pair of 50mm

### Anti-rotational clip



5 8682 76mm diameter  
5 8640 50mm diameter

### Base plate




5 8686 76mm diameter  
5 8699 50mm diameter

### Caps



5 8685 76mm diameter  
5 8750 50mm diameter


### Grey PVC coated steel poles



5 8684 3.5m x 76mm  
5 8769 3.0m x 50mm  
5 8800 1.5m x 50mm  
5 8688 1.75m x 76mm

## Speed Ramp Pairs

Ideal for slowing both light and heavy traffic. For use in car parks, access roads and works entrances. All units are fitted with reflectors to make them conspicuous in the dark.



Speed (Mph)	Ramp Height (mm)	Ramp Width (mm)	Colour	Code
4	75	400	Black/Yellow	5 7971
10	50	400	Black/Yellow	5 7972

## Speed Ramp Rounded Ends

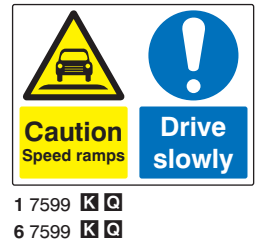


Speed (Mph)	Ramp Height (mm)	Ramp Width (mm)	Colour	Code
4	75	400	Black	5 7974
10	50	400	Black	5 7975

## Speed Ramp Fixings



Fixing Bolt	Type	Code
Pair	Concrete	5 7977
Pair	Asphalt	5 7978



## Defender Drop Down Parking Post

Parking posts are ideal for reserving parking bays and restricting access to driveways and car parks.

The Defender is a strong steel construction which is hot dipped galvanized to protect against corrosion. Posts available with the option of a high quality epoxy paint finish.

Galvanised	5 7990
Red & White	5 7991
Black & Yellow	5 7992

Dimensions – Overall Height 1000mm, 60mm diameter and ground clearance of 115mm when lowered.



### HOW TO ORDER

#### Choose Your Sign



#### Choose Material Codes

- Rigid Plastic
  - Self Adhesive Vinyl
  - Photoluminescent Rigid Plastic
  - Photoluminescent Self Adhesive
  - Miscellaneous Products
  - Aluminium
  - Polycarbonate
- \* No size code is required when ordering miscellaneous products

#### Choose Size Codes








<b>A</b> 75 x 100 mm	<b>J</b> 400 x 200 mm	<b>S</b> 75 x 200 mm
<b>B</b> 80 x 80 mm	<b>K</b> 300 x 400 mm	<b>T</b> 210 x 210 mm
<b>C</b> 150 x 150 mm	<b>L</b> 450 x 150 mm	<b>U</b> 100 x 100 mm
<b>D</b> 150 x 100 mm	<b>M</b> 600 x 200 mm	<b>V</b> 300 x 150 mm
<b>E</b> 150 x 200 mm	<b>N</b> 400 x 400 mm	<b>W</b> 600 x 900 mm
<b>F</b> 200 x 200 mm	<b>P</b> 600 x 400 mm	<b>X</b> 200 x 100 mm
<b>G</b> 300 x 100 mm	<b>Q</b> 600 x 450 mm	
<b>H</b> 250 x 300 mm	<b>R</b> 178 x 203 mm	

# INVICTA FOLD-UP REFLECTIVE SIGNS

- One piece units which are very easy to erect, very compact and easy to store and transport
- Tripods are manufactured from rust proof aluminium and all sign faces are reflective
- Special panels can be manufactured on request

## 600mm & 750mm Triangle Signs with Interchangeable Text



		
5 7600 - 600mm 5 7635 - 750mm	5 7601 - 600mm 5 7636 - 750mm	5 7602 - 600mm 5 7637 - 750mm
		
5 7638 - 600mm 5 7639 - 750mm	5 7603 - 600mm 5 7640 - 750mm	5 7604 - 600mm 5 7641 - 750mm
		
5 7605 - 600mm 5 7642 - 750mm		








### Standard text variants with rust proof press studs

<b>End</b>	<b>Grass cutting</b>
5 7606	5 7607
<b>Overhead Works</b>	<b>Surveying</b>
5 7608	5 7609
<b>Tree cutting</b>	<b>Hedge cutting</b>
5 7610	5 7611
<b>Single file traffic</b>	<b>Child cycle training</b>
5 7612	5 7613
<b>Road sweeping</b>	<b>Line painting</b>
5 7614	5 7615
<b>Gully emptying</b>	<b>Accident</b>
5 7616	5 7617

All interchangeable text signs are sold separately.

## 600mm & 750mm Triangle Signs










			
5 7618 - 600mm 5 7643 - 750mm	5 7619 - 600mm 5 7644 - 750mm	5 7620 - 600mm 5 7645 - 750mm	5 7634 - 600mm 5 7646 - 750mm
			
5 7621 - 600mm 5 7647 - 750mm	5 7622 - 600mm 5 7648 - 750mm	5 7623 - 600mm 5 7649 - 750mm	





## Rectangular Signs



			
5 7624 1050 x 750mm	5 7625 1050 x 750mm	5 7662 1050 x 750mm	5 7627 900 x 600mm
		This sign is supplied with a reversible arrow	
5 7628 600 x 450mm			
		5 7630 900 x 600mm	

## 600mm Circular Signs



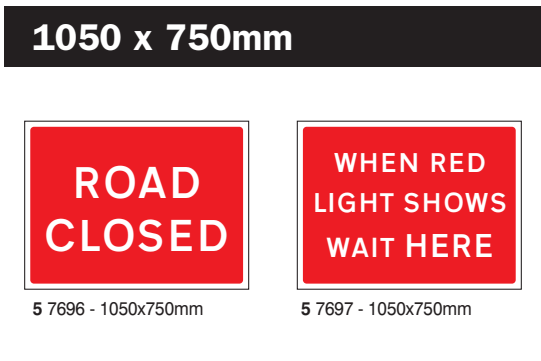
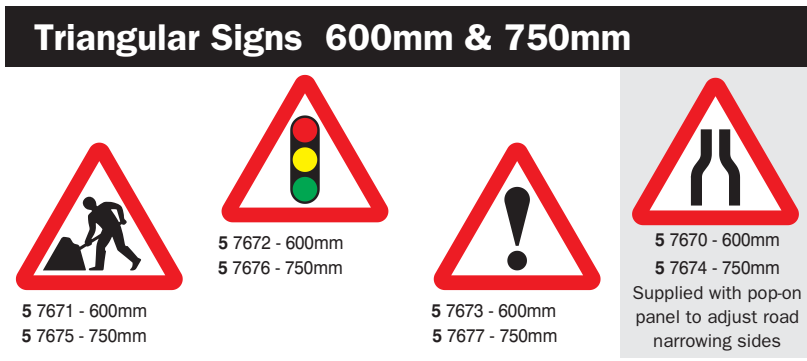
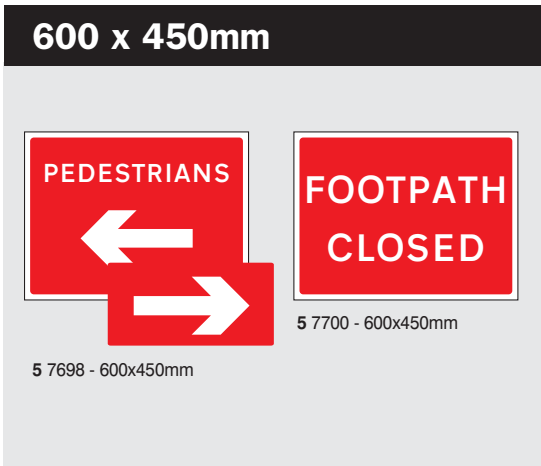
	
5 7631	5 7661



# FOLD-UP REFLECTIVE SIGNS & CONE SIGNS

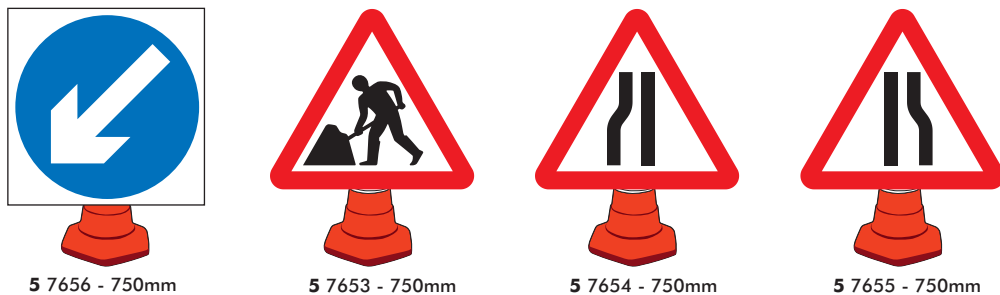
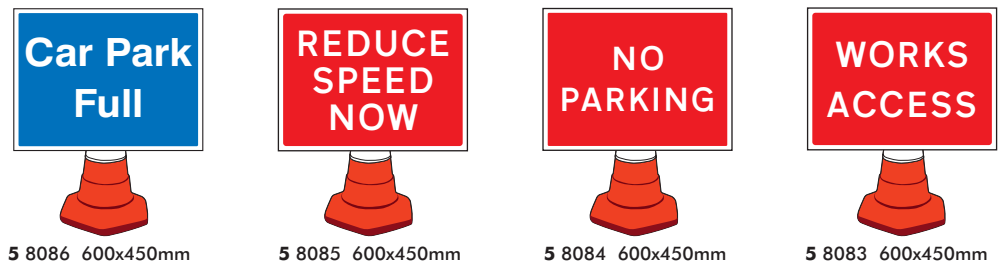


- Flexible sign panel is manufactured using high visibility, prismatic material and colour fast inks
- Conforms to Chapter 8 and TSRGD Regulations
- **All interchangeable signs are sold separately from sign tripod**



## Cone Signs

- Reflective sign
  - Manufactured from durable polypropylene sheeting
  - For use on 750mm Road cone (\*5 7664), see page 96
  - Supplied flat to reduce storage space requirement
  - Lightweight for easy storage and transportation
- Cone not supplied (please order separately)*



# ROAD TRAFFIC

How well signs are seen dictates how drivers react. That's why the brightness and clarity of signing is so important. By using only the best materials and manufacturing processes we are able to produce signs in accordance with Chapter 8 and TSRGD guidelines, fully conforming to the latest BS EN 12899-1:2007 standards (replacing the old BS 873 standards).

Reflective Material Type	NEW Standard BS EN 12899	Obsolete BS873
High Intensity Prismatic: retains a high reflectivity level over 12 years.	Class R2	Class 1
Engineer Grade: lower reflectivity, lower cost, 7 year lifespan.	Class RA1	Class 2



As an approved 3M manufacturer we offer the best possible road signage solution. Our Class R2 signs promise a 20% longer lifetime than many alternatives and come complete with a 12 year 3M Performance Guarantee, whilst our Class RA1 range of signs offer a 7 year guarantee. These guarantees are achievable due to our strict manufacturing and quality processes.

#### Benefits of our 3M range of signs include:

- Improved legibility due to better colour contrast
- Better visibility in all weather conditions
- R2 signs also meet the minimum recommended luminance indices in BS 8408:2005
- Enhanced brightness by day and night
- Greater return on investment due to its extended durability

The size of sign you require will be determined by the type of road you will be displaying it on. If you cannot see the size or design of sign that you require on pages 97-99 then please supply the following information to receive a competitive quote:

1. Specify the reflective classification required (RA1 or R2).
2. Specify the graphic design required, or supply your own artwork.
3. Specify the size required, use the table below for guidance.

Type of Road	Permanent Speed Limit	Minimum size of warning or regulatory sign (mm)
All-purpose single carriageway urban road	30mph or less	600
All-purpose single carriageway road	40mph or less	750
All-purpose single carriageway road	50mph or more	900
All-purpose dual carriageway road without hard shoulders	40mph or less	750
All-purpose dual carriageway road with hard shoulders	50mph or 60mph	1200
All motorways	National Speed Limit	1500

## Road Sign Frames

Code	Style	Size (mm)
5 8757	Triangle	600
5 8756	Triangle	750
5 8761	Triangle with Supp Plate	750
5 8758	Square	750
5 8512	Rectangle	600x450
5 8759	Rectangle	1050x750
5 8550	Rectangle (double sided)	600x450
5 8551	Square	400x400



#### Road Frame Clip



5 8755

## Traffic Cones

Available in a choice of 3 sizes, can be stacked to save space, manufactured from recycled materials. Supplied complete with reflective sleeve, conforms to BS EN 13422:2004.

Code	Size
5 7663	500mm
5 7664	750mm
5 7665	1000mm



## New Build Directional Signs

- 800x230mm
- Reflective aluminium sign
- Complete with channelling to assist attachment
- Please select sign part number with appropriate directional arrow and state text you wish to display e.g. 5 1003 Blenheim Road Estate



5 1001



5 1002



5 1003



For Posts and Fixings see page **126**

# REFLECTIVE TEMPORARY ROAD TRAFFIC



- Manufactured using engineering grade reflective sheeting applied on to 20/22 gauge Zintec plate
- Traffic management signs for use with sign frames as shown on page 96

Fig. 7018	Fig. 7018	Fig. 7018	Fig. 2702	Fig. 2702	Fig. 2702
5 7901 1050x750mm 5 7950 600x450mm	5 7902 1050x750mm 5 7951 600x450mm	5 7903 1050x750mm 5 7952 600x450mm	5 7904 1050x750mm 5 7953 600x450mm	5 7905 1050x750mm 5 7954 600x450mm	5 7906 1050x750mm 5 7955 600x450mm

Fig. 7010	Fig. 7010	Fig. 7010	Fig. 7010	Fig. 7010	Fig. 7010
5 7907 1050x750mm 5 7956 600x450mm	5 7908 1050x750mm 5 7957 600x450mm	5 7909 1050x750mm 5 7958 600x450mm	5 7910 1050x750mm 5 7959 600x450mm	5 7911 1050x750mm 5 7960 600x450mm	5 7912 1050x750mm 5 7961 600x450mm

Fig. 7011	Fig. 7301	Fig. 7010	Fig. 7302	Fig. 511	Fig. 511
5 7913 1050x750mm 5 7962 600x450mm	5 7914 1050x750mm 5 7963 600x450mm	5 7915 1050x750mm 5 7964 600x450mm	5 7916 1050x750mm 5 7965 600x450mm	5 7917 1050x750mm 5 7966 600x450mm	5 7918 1050x750mm 5 7967 600x450mm

Supplementary plates for use with frame 5 8761 on page 96

Fig. 7000.1	Fig. 7000.1	Fig. 7000.1	Fig. 7000.1	Fig. 7000.1
5 7927 Size: 850x355 mm	5 7928 Size: 850x355 mm	5 7929 Size: 850x355 mm	5 7930 Size: 850x355 mm	5 7931 Size: 850x355 mm
Fig. 7000.1	Fig. 7000.1	Fig. 7000.1	Fig. 7000.1	Fig. 7000.1
5 7932 Size: 850x355 mm	5 7933 Size: 850x355 mm	5 7934 Size: 850x355 mm	5 7935 Size: 850x355 mm	5 7936 Size: 850x355 mm

**Also available:**

- 5 7937 Ditching
- 5 7938 Sign erection
- 5 7939 On slip road
- 5 7940 Gully emptying
- 5 7941 Gritting
- 5 7942 Snow ploughing
- 5 7943 Blasting
- 5 7944 On hard shoulder

▪ Warning triangles for use with frames shown on page 96

Fig. 7009	Fig. 562	Fig. 554.1	Fig. 554
5 7919 750 mm 5 8070 600 mm	5 7920 750 mm 5 8071 600 mm	5 7921 750 mm 5 8072 600 mm	5 7922 750 mm 5 8073 600 mm

Fig. 610	Fig. 7010	Fig. 557	Fig. 7001	Fig. 556	Fig. 543
5 7946 Size: 750x750 mm	5 7947 = 1050x750mm 5 7968 = 600x450mm	5 7923 750 mm 5 8074 600 mm	5 7924 750 mm 5 8075 600 mm	5 7925 750 mm 5 8076 600 mm	5 7926 750 mm 5 8077 600 mm

# CLASS REFLECTIVE RA1 & R2 TRAFFIC SIGNS

All our road traffic signs are manufactured in accordance with Chapter 8 and TSRGD guidelines. We use 3M reflective materials to guarantee our signs fully conform to the latest BS EN 12899-1:2007 standards.



- Supplied complete with channelling for post mounting (see page 126 for fixings options).

Reflective Material Type	NEW Standard BS EN 12899	Obsolete BS873
High Intensity Prismatic: retains a high reflectivity level over 12 years.	Class R2	Class 1
Engineer Grade: lower reflectivity, lower cost, 7 year lifespan.	Class RA1	Class 2

Fig. 610	Fig. 610	Fig. 606	Fig. 606	Fig. 611	Fig. 609	Fig. 609
Class R2 5 7701	5 7702	5 7703	5 7704	5 7705	5 7706	5 7707
Class RA1 5 7801	5 7802	5 7803	5 7804	5 7805	5 7806	5 7807
Size: 600 mm dia. ø	Size: 600 mm dia. ø	Size: 600 mm dia. ø	Size: 600 mm dia. ø	Size: 600 mm dia. ø	Size: 600 mm dia. ø	Size: 600 mm dia. ø

Fig. 670	Fig. 670	Fig. 670	Fig. 670	Fig. 670	Fig. 670	Fig. 670
Class R2 5 7708	5 7709	5 7710	5 7711	5 7712	5 7713	5 7714
Class RA1 5 7808	5 7809	5 7810	5 7811	5 7812	5 7813	5 7814
Size: 600 mm dia. ø	Size: 600 mm dia. ø	Size: 600 mm dia. ø	Size: 600 mm dia. ø	Size: 600 mm dia. ø	Size: 600 mm dia. ø	Size: 600 mm dia. ø

Fig. 616	Fig. 613	Fig. 612	Fig. 671	Fig. 615	Fig. 642	Fig. 611.1
Class R2 5 7715	5 7716	5 7717	5 7718	5 7719	5 7720	5 7721
Class RA1 5 7815	5 7816	5 7817	5 7818	5 7819	5 7820	5 7821
Size: 600 mm dia. ø	Size: 600 mm dia. ø	Size: 600 mm dia. ø	Size: 600 mm dia. ø	Size: 600 mm dia. ø	Size: 600 mm dia. ø	Size: 600 mm dia. ø

Fig. 617	Fig. 625.1	Fig. 601.1	Fig. 632	Fig. 619	Fig. 629.1	Fig. 622.1A
Class R2 5 7722	5 7723	5 7724	5 7725	5 7726	5 7727	5 7728
Class RA1 5 7822	5 7823	5 7824	5 7825	5 7826	5 7827	5 7828
Size: 600 mm dia. ø	Size: 600 mm dia. ø	Size: 750 mm octagon	Size: 600 mm dia. ø	Size: 600 mm dia. ø	Size: 600 mm dia. ø	Size: 600 mm dia. ø

Fig. 614	Fig. 602	Fig. 811	Fig. 652	Fig. 880	Fig. 879	Fig. 584
Class R2 5 7730	5 7729	5 7738	5 7731	5 7739	5 7740	5 7741
Class RA1 5 7830	5 7829	5 7838	5 7831	5 7839	5 7840	5 7841
Size: 600 mm dia. ø	Size: 600 mm Δ	Size: 700x800mm	Size: 300x450 mm	Size: 420x720mm	Size: 520x450mm	Size: 600 mm Δ

Fig. 955	Fig. 956	Fig. 957	Fig. 661	Fig. 661	Fig. 660	Fig. 639
Class R2 5 7742	5 7743	5 7744	5 7732	5 7733	5 7734	Class R2 5 7735
Class RA1 5 7842	5 7843	5 7844	5 7832	5 7833	5 7834	Class RA1 5 7835
Size: 600 mm dia. ø	Size: 600 mm dia. ø	Size: 600 mm dia. ø	Size: 320x250 mm	Size: 320x250 mm	Size: 320x160 mm	Size: 250x180 mm
Class R2 5 7745	5 7746	5 7747				Fig. 639
Class RA1 5 7845	5 7846	5 7847				
Size: 450 mm dia. ø	Size: 450 mm dia. ø	Size: 450 mm dia. ø				Class R2 5 7736
						Class RA1 5 7836
						Size: 250x180 mm
						Fig. 637
						Class R2 5 7737
						Class RA1 5 7837
						Size: 264x128 mm

# CLASS REFLECTIVE RA1 & R2 TRAFFIC SIGNS

The following guidelines can be used to help identify the size of traffic sign you may require, if you cannot find the size or design that you need please call us for a competitive quotation.

Type of Road	Permanent Speed Limit	Minimum size of warning or regulatory sign (mm)
All-purpose single carriageway urban road	30mph or less	600
All-purpose single carriageway road	40mph or less	750
All-purpose single carriageway road	50mph or more	900
All-purpose dual carriageway road without hard shoulders	40mph or less	750
All-purpose dual carriageway road with hard shoulders	50mph or 60mph	1200
All motorways	National Speed Limit	1500

Fig. 556	Fig. 528	Fig. 557.1	Fig. 529	Fig. 555	Fig. 530	Fig. 523.1	Fig. 523.1
Class R2 5 7750	5 7751	5 7752	5 7753	5 7754	5 7755	5 7756	5 7757
Class RA1 5 7850	5 7851	5 7852	5 7853	5 7854	5 7855	5 7856	5 7857
Size: 600 mm Δ	Size: 600 mm Δ	Size: 600 mm Δ	Size: 600 mm Δ	Size: 600 mm Δ	Size: 600 mm Δ	Size: 600 mm Δ	Size: 600 mm Δ

Fig. 521	Fig. 522	Fig. 512	Fig. 512	Fig. 520	Fig. 516	Fig. 517	Fig. 517
Class R2 5 7758	5 7759	5 7760	5 7761	5 7762	5 7763	5 7764	5 7765
Class RA1 5 7858	5 7859	5 7860	5 7861	5 7862	5 7863	5 7864	5 7865
Size: 600 mm Δ	Size: 600 mm Δ	Size: 600 mm Δ	Size: 600 mm Δ	Size: 600 mm Δ	Size: 600 mm Δ	Size: 600 mm Δ	Size: 600 mm Δ

Fig. 510	Fig. 513	Fig. 513	Fig. 562	Fig. 559	Fig. 559	Fig. 543	Fig. 504.1
Class R2 5 7766	5 7767	5 7768	5 7769	5 7770	5 7771	5 7772	5 7773
Class RA1 5 7866	5 7867	5 7868	5 7869	5 7870	5 7871	5 7872	5 7873
Size: 600 mm Δ	Size: 600 mm Δ	Size: 600 mm Δ	Size: 600 mm Δ	Size: 600 mm Δ	Size: 600 mm Δ	Size: 600 mm Δ	Size: 600 mm Δ

Fig. 505.1	Fig. 505.1	Fig. 507.1	Fig. 507.1	Fig. 506.1	Fig. 506.1	Fig. 557	Fig. 950
Class R2 5 7774	5 7775	5 7776	5 7777	5 7778	5 7779	5 7780	5 7781
Class RA1 5 7874	5 7875	5 7876	5 7877	5 7878	5 7879	5 7880	5 7881
Size: 600 mm Δ	Size: 600 mm Δ	Size: 600 mm Δ	Size: 600 mm Δ	Size: 600 mm Δ	Size: 600 mm Δ	Size: 600 mm Δ	Size: 600 mm Δ

Fig. 552	Fig. 558	Fig. 581	Fig. 553.1	Fig. 548	Fig. 549	Fig. 551	Fig. 550
Class R2 5 7782	5 7783	5 7784	5 7785	5 7786	5 7787	5 7788	5 7789
Class RA1 5 7882	5 7883	5 7884	5 7885	5 7886	5 7887	5 7888	5 7889
Size: 600 mm Δ	Size: 600 mm Δ	Size: 600 mm Δ	Size: 600 mm Δ	Size: 600 mm Δ	Size: 600 mm Δ	Size: 600 mm Δ	Size: 600 mm Δ

Fig. 550.1	Fig. 544.2	Fig. 544.1	Fig. 544	Fig. 545	Fig. 515	Fig. 515
Class R2 5 7790	5 7791	5 7792	5 7793	5 7794	5 7795	5 8530
Class RA1 5 7890	5 7891	5 7892	5 7893	5 7894	5 7895	5 8531
Size: 600 mm Δ	Size: 600 mm Δ	Size: 600 mm Δ	Size: 600 mm Δ	Size: 600 mm Δ	Size: 1200x400 mm	Size: 300x300mm (front) Size: 400x400mm (back) material: reflective aluminium

# REFLECTIVE HAZCHEM WARNING

## Hazard Warning Vehicle Plate

Under Regulations, plates must be displayed at the front of any vehicle carrying dangerous goods and at rear if dangerous goods are held in packages.

- 5 6236 Aluminium
- 5 6237 Self Adhesive
- 5 6338 Reflective Magnetic



400x300mm

## Placard Holders

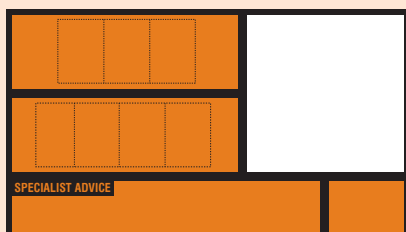
Designed to use with hazchem multi-load, single load and compartment placards shown below.

- 5 6285 400x300mm
- 5 6286 700x400mm
- 5 6287 400x150mm



## Design-your-own Hazchem Placard

This system allows you to make up your own Hazchem or multi-load placard, produced to your exact specifications.



To order:

- Select the panel you require, specifying the letters from P, R, S, T, W, X, Z and E and numbers from 0-9
- Select your hazard warning symbol from those shown on page 101
- Specify the 'SPECIALIST ADVICE' you wish to display

700x400mm

- 5 6238 Hazchem Placard Panel - Aluminium
- 5 6239 Hazchem Placard Panel - Self Adhesive

## Design-your-own Load Placard

Reflective placard showing the Emergency Action Code and the UN number must be displayed at the rear and on both sides of a road vehicle.



- 700x400mm
- 5 6244 Aluminium
- 5 6245 Self Adhesive

## Design-your-own Placard

1. State emergency Action Code and UN number as appropriate
2. Select material type
3. State part number
4. Order quantity

## Design-your-own Multi-load Placard

Under the Carriage of Dangerous Goods by Road Regulations 1996, reflective placards displaying the Emergency Action Code in the upper sector (and the lower section remaining blank) must be displayed at the rear of the vehicle.



- 400x300mm
- 5 6240 Aluminium
- 5 6241 Self Adhesive

## Design-your-own Hazchem Placards for Barges



Designed for barges or tank barges carrying a dangerous substance.

- 700x400mm
- 5 6246 Aluminium
- 5 6247 Self Adhesive

## Design-your-own Compartment Placards

The UN number must be displayed on a reflective orange placard on both sides of the compartments of a multi-load tank.



- 400x150mm
- 5 6242 Aluminium
- 5 6243 Self Adhesive

## Low Hazard Placards



Use this placard for road tankers carrying low and non hazardous substances.

- 700x400mm
- 5 6248 Aluminium
- 5 6249 Self Adhesive

## Ready made Hazchem Plates



### Petrol



- 700x400mm
- 5 6230 Aluminium
- 5 6231 Self Adhesive

### Diesel/Gas Oil



- 700x400mm
- 5 6232 Aluminium
- 5 6233 Self Adhesive

### Kerosene













- 700x400mm
- 5 6234 Aluminium
- 5 6235 Self Adhesive

When ordering these ready-made Hazchem plates, please advise what SPECIALIST ADVICE you wish to display.
















# HAZARD LABELS AND GAS CYLINDER TAGS

## Hazardous Substances Labels IATA/ICAO


 1 4476 <b>F U</b> 2 4476 <b>F U</b>	 1 4477 <b>F U</b> 2 4477 <b>F U</b>	 1 4478 <b>F U</b> 2 4478 <b>F U</b>	 1 4432 <b>F U</b> 2 4432 <b>F U</b>	 1 4433 <b>F U</b> 2 4433 <b>F U</b>
 1 4434 <b>F U</b> 2 4434 <b>F U</b>	 1 4435 <b>F U</b> 2 4435 <b>F U</b>	 1 4436 <b>F U</b> 2 4436 <b>F U</b>	 1 4517 <b>F U</b> 2 4517 <b>F U</b>	 1 4438 <b>F U</b> 2 4438 <b>F U</b>

## ADR, RID, IMDG, IATA and ICAO Labels with Class Numbers

New requirements following the UN Model Regulations no longer make a distinction between primary and subsidiary warning labels for ADR, RID, IMDG, IATA and ICAO. In the future both will include the Class number.






 1 4501 <b>F U</b> 2 4501 <b>F U</b>	 1 4502 <b>F U</b> 2 4502 <b>F U</b>	 1 4503 <b>F U</b> 2 4503 <b>F U</b>	 1 4504 <b>F U</b> 2 4504 <b>F U</b>	 1 4506 <b>F U</b> 2 4506 <b>F U</b>
 1 4507 <b>F U</b> 2 4507 <b>F U</b>	 1 4508 <b>F U</b> 2 4508 <b>F U</b>	 1 4509 <b>F U</b> 2 4509 <b>F U</b>	 1 4510 <b>F U</b> 2 4510 <b>F U</b>	 1 4511 <b>F U</b> 2 4511 <b>F U</b>
 1 4512 <b>F U</b> 2 4512 <b>F U</b>	 1 4513 <b>F U</b> 2 4513 <b>F U</b>	 1 4514 <b>F U</b> 2 4514 <b>F U</b>	 1 4515 <b>F U</b> 2 4515 <b>F U</b>	 5 4551 250x250x352mm

## IATA/ICAO Roll Labels Self adhesive, 100 labels per roll

 5 4552 105x75mm	 5 4554 135x125mm	 5 9835 100x100mm	 5 9836 100x100mm	 5 4550 250x250x250mm
--	---	---	---	---

## Gas Cylinder Signs

Double sided safety tags printed on matt pvc. Supplied in packs of ten complete with nylon fixing strips.

 5 4459	 5 4460	 1 4440 <b>E</b> 2 4440 <b>E</b>	 1 4439 <b>E</b> 2 4439 <b>E</b>	 1 4430 <b>U</b> 2 4430 <b>U</b>
---	---	---	---	---

**HOW TO ORDER**

### Choose Your Sign

**Your sign**

1 1234 **GL**

↑ Material  
↑ Sign  
↑ Size

### Choose Material Codes

- 1 Rigid Plastic
  - 2 Self Adhesive Vinyl
  - 3 Photoluminescent Rigid Plastic
  - 4 Photoluminescent Self Adhesive
  - \* 5 Miscellaneous Products
  - 6 Aluminium
  - 7 Polycarbonate
- \* No size code is required when ordering miscellaneous products

### Choose Size Codes

- |                       |                       |                       |
|-----------------------|-----------------------|-----------------------|
| <b>A</b> 75 x 100 mm  | <b>J</b> 400 x 200 mm | <b>S</b> 75 x 200 mm  |
| <b>B</b> 80 x 80 mm   | <b>K</b> 300 x 400 mm | <b>T</b> 210 x 210 mm |
| <b>C</b> 150 x 150 mm | <b>L</b> 450 x 150 mm | <b>U</b> 100 x 100 mm |
| <b>D</b> 150 x 100 mm | <b>M</b> 600 x 200 mm | <b>V</b> 300 x 150 mm |
| <b>E</b> 150 x 200 mm | <b>N</b> 400 x 400 mm | <b>W</b> 600 x 900 mm |
| <b>F</b> 200 x 200 mm | <b>P</b> 600 x 400 mm | <b>X</b> 200 x 100 mm |
| <b>G</b> 300 x 100 mm | <b>Q</b> 600 x 450 mm |                       |
| <b>H</b> 250 x 300 mm | <b>R</b> 178 x 203 mm |                       |

# HAZCHEM STORAGE AND SITE MARKING

## Storage Container and Cabinet Marking

A systematic approach to the identification of potential hazards is an essential legal requirement of the CoSHH Regulations.

 <b>EXPLOSIVE</b> 1 4466 <b>C</b> 2 4466 <b>C</b>	 <b>HIGHLY FLAMMABLE</b> 1 4467 <b>C</b> 2 4467 <b>C</b>	 <b>EXTREMELY FLAMMABLE</b> 1 4468 <b>C</b> 2 4468 <b>C</b>	 <b>VERY TOXIC</b> 1 4469 <b>C</b> 2 4469 <b>C</b>	 <b>Hazardous to the environment</b> 1 4470 <b>C</b> 2 4470 <b>C</b>
 <b>CORROSIVE</b> 1 4472 <b>C</b> 2 4472 <b>C</b>	 <b>TOXIC</b> 1 4473 <b>C</b> 2 4473 <b>C</b>	 <b>HARMFUL</b> 1 4474 <b>C</b> 2 4474 <b>C</b>	 <b>IRRITANT</b> 1 4475 <b>C</b> 2 4475 <b>C</b>	 <b>OXIDIZING</b> 1 4471 <b>C</b> 2 4471 <b>C</b>

## Pocket Guide



**CHIP & CoSHH Warning Symbols**

- Explosive.** A substance which either may explode under the effect of flame or which may become so fragile or friable that it shatters.
- Oxidizing.** A substance which gives rise to a highly exothermic reaction when in contact with other substances, particularly flammable substances.
- Flammable.** A substance which is a liquid having a flash point equal to or greater than 21 degrees Celsius and less than or equal to 35 degrees Celsius.
- Highly Flammable.** A substance either solid or gaseous which may readily catch fire in contact with air without any application of energy or in a liquid having a flash point below 21 degrees Celsius.
- Extremely Flammable.** A liquid having a flash point of less than 0 degrees Celsius and a boiling point of less than or equal to 35 degrees Celsius.

5 8121 Front  
75x90mm Pack of 10

**CoSHH Warning Symbols**

- Toxic.** A substance which if it is inhaled, ingested or absorbed by the skin, may produce serious or chronic health and even death.
- Very Toxic.** A substance which if it is inhaled, ingested or absorbed by the skin, may produce extremely serious or chronic health and even death.
- Harmful.** A substance which if it is inhaled, ingested or absorbed by the skin, may produce limited health risks.
- Irritant.** A non-corrosive substance which, through immediate, prolonged or repeated contact with skin, can cause inflammation.
- Corrosive.** A substance which may on contact with living tissue destroy it.
- Hazardous to the environment.**

Reverse

**! DANGER SYMBOLS MOST COMMONLY ENCOUNTERED**

**TO ALL PERSONNEL**  
TO COMPLY WITH CoSHH REGS OF 2002 PLEASE PAY PARTICULAR ATTENTION TO ANY CONTAINER OR PRODUCT BEARING ANY OF THE SYMBOLS ILLUSTRATED

**ALWAYS**  
FOLLOW DEPARTMENTAL INSTRUCTIONS FOR THE PROTECTION OF YOUR HEALTH AND SAFETY

1 4452 **C**  
2 4452 **C**

## Dangerous Substance Site Marking

Store containing one or more substance of the same code.

**HAZCHEM**  
**2SE**

610x254mm  
5 6253 Aluminium  
5 6254 Self Adhesive

**HAZCHEM**  
**2SE**  
CYLINDER

610x300mm  
5 6259 Aluminium  
5 6260 Self Adhesive

**2SE**  
CYLINDERS

**HAZCHEM**  
MULTI-STORAGE

850x250mm  
5 6265 Aluminium  
5 6266 Self Adhesive

**2SE**

**HAZCHEM**  
MULTI-STORAGE

850x250mm  
5 6271 Aluminium  
5 6272 Self Adhesive

**HAZCHEM**  
**2WE**

610x254mm  
5 6255 Aluminium  
5 6256 Self Adhesive

**HAZCHEM**  
**2WE**  
CYLINDER

610x300mm  
5 6261 Aluminium  
5 6262 Self Adhesive

**2WE**  
CYLINDERS

**HAZCHEM**  
MULTI-STORAGE

850x250mm  
5 6267 Aluminium  
5 6268 Self Adhesive

**2WE**

**HAZCHEM**  
MULTI-STORAGE

850x250mm  
5 6273 Aluminium  
5 6274 Self Adhesive

**HAZCHEM**  
**2XE**

610x254mm  
5 6257 Aluminium  
5 6258 Self Adhesive

**HAZCHEM**  
**2XE**  
CYLINDER

610x300mm  
5 6263 Aluminium  
5 6264 Self Adhesive

**2XE**  
CYLINDERS

**HAZCHEM**  
MULTI-STORAGE

850x250mm  
5 6269 Aluminium  
5 6270 Self Adhesive

**2XE**

**HAZCHEM**  
MULTI-STORAGE

850x250mm  
5 6275 Aluminium  
5 6276 Self Adhesive

## Design Your Own Storage Placards

**HAZCHEM**

Blank storage placard template

610x254mm  
5 6277 Aluminium  
5 6278 Self Adhesive

**HAZCHEM**

Blank storage placard template for cylinders

610x300mm  
5 6279 Aluminium  
5 6280 Self Adhesive

Blank storage placard template for cylinders

**HAZCHEM**  
MULTI-STORAGE

850x250mm  
5 6281 Aluminium  
5 6282 Self Adhesive

Blank storage placard template for cylinders

**HAZCHEM**  
MULTI-STORAGE

850x250mm  
5 6283 Aluminium  
5 6284 Self Adhesive

## Temporary Traffic Management Vehicle Marking

- For use on inspection and supervisor vehicles
- Letter height 70mm as specified in traffic signs manual Chapter 8
- Must be externally mounted on the rear of the vehicle

## Reflective Self Adhesive Vinyl

### HIGHWAY MAINTENANCE

5 7562 1300x100mm

### HIGHWAY MAINTENANCE

5 7566 800x275mm

### MOTORWAY MAINTENANCE

5 7563 1300x100mm

### MOTORWAY MAINTENANCE

5 7567 800x275mm

## Reflective Magnetic

### HIGHWAY MAINTENANCE

5 7564 1300x100mm

### HIGHWAY MAINTENANCE

5 7568 800x275mm

### MOTORWAY MAINTENANCE

5 7565 1300x100mm

### MOTORWAY MAINTENANCE

5 7569 800x275mm



5 6331 1400x140mm



5 6336 700x140mm

5 6337 700x140mm

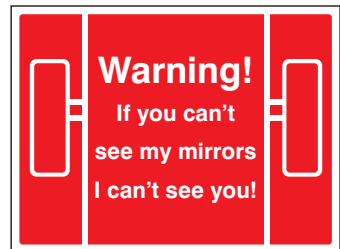
## Reflective Aluminium Plate

### LONG VEHICLE

5 6295 1265x225mm

### LONG VEHICLE


5 6296 525x250mm



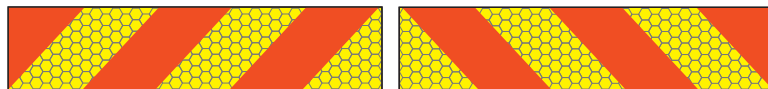
5 8625 400x300mm Self Adhesive

## ECE 70 Vehicle Marking Plates

Aluminium plate with high grade retro-reflective yellow and fluorescent red finish. Manufactured to ECE 70, applicable to all trucks from April 1996.




5 6340 1200x140mm




5 6341 600x140mm

5 6342 600x140mm




5 6343 140x300mm

5 6344 140x300mm




5 6345 300x140mm

5 6346 300x140mm




5 6349 200x300mm



5 6347 1200x200mm

5 6348 600x200mm

## Vehicle Contour Marking



- Complies with ECE 104
- Highly reflective, extremely durable and coated with a suitably strong adhesive

### Rigid-Sided Vehicles Tape

5 6332 Yellow reflective 12.5m x 55mm

5 6334 Red reflective 12.5m x 55mm

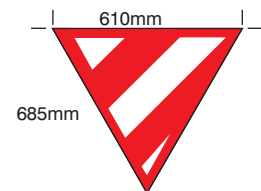
### Curtain-Sided Vehicles Tape

5 6333 Yellow reflective 12.5m x 55mm

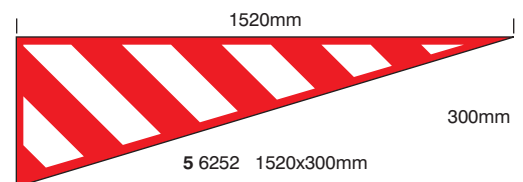
5 6335 Red reflective 12.5m x 55mm

## Protruding Loads

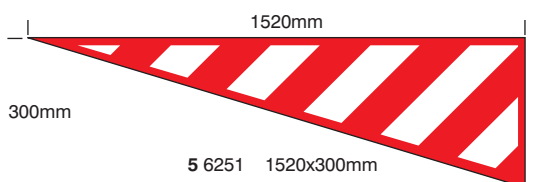
Signs for marking overhanging and protruding loads from the sides, front and rear of vehicles, manufactured from 3mm PVC with non-reflective detail.



5 6250 685x685x610mm



5 6252 1520x300mm



5 6251 1520x300mm

# CAR PARK

## Car Park Security



5 7550  
1200x150mm reflective aluminium

When ordering please state the headroom details required



1 7532 **M P**  
6 7532 **M P**



1 7539 **M P**  
6 7539 **M P**



5 7552  
600x150mm reflective aluminium



5 7551  
600x150mm reflective aluminium



1 7533 **M P** When ordering please state  
6 7533 **M P** the value you wish to show

**Users of this car park do so at their own risk.**

The management will not accept responsibility for any damage, accidents or losses.

1 7540 **K Q**  
6 7540 **K Q**

**PRIVATE CAR PARK**

This car park is for the use of residents and their visitors only. Vehicles parked here without permission will be clamped.

1 7534 **K**  
6 7534 **K**

**SECURITY NOTICE**

These premises are under constant surveillance

1 1704 **K**  
2 1704 **K**

**SECURITY NOTICE**

Be sure to remove all valuables and lock your vehicle when leaving

1 1705 **K**  
2 1705 **K**

## Labels for Parking Offenders

- Deter drivers from parking illegally and warn that their vehicle has been wheel clamped
- Size 200x150mm, supplied in packs of ten



5 7543



5 7544



5 7545



5 7546



5 7547



5 7548

## SECURITY NOTICE

- Before leaving your vehicle:
- Remove your sat nav and cradle.
  - Wipe clean any suction marks from your windscreen.
  - Take all valuables with you.

1 1741 **K**  
6 1741 **K**



1 1742 **K**  
6 1742 **K**

## CAR PARK

The management cannot accept responsibility for loss or damage of property or vehicles in this car park.

1 7592 **K Q**  
6 7592 **K Q**



1 7598 **F N**  
6 7598 **F N**

## Free Standing Car Park Signs



These four signs are supplied complete with 600x450mm frames.



5 8527



5 8528



5 8529



5 8506  
When ordering please state the value you wish to show



1 7063 **K Q**  
6 7063 **K Q**



1 7066 **K Q**  
6 7066 **K Q**



1 7568 **K Q**  
6 7568 **K Q**



1 7574 **K Q**  
6 7574 **K Q**



1 7582 **K**  
6 7582 **K**

For more  
Sign Fixings  
see page **126**



1 7594 **K**  
6 7594 **K**



1 7595 **K**  
6 7595 **K**



1 7596 **K**  
6 7596 **K**



1 7597 **K**  
6 7597 **K**



1 7580 **G M**  
6 7580 **G M**



1 7583 **G M**  
6 7583 **G M**



1 7079 **L**



1 7088 **L**



1 7575 **G M**  
6 7575 **G M**



1 7078 **L**



1 7566 **G M Q**  
6 7566 **G M Q**



1 7579 **G M**  
6 7579 **G M**



1 7576 **G M**  
6 7576 **G M**



1 7535 **Q**  
6 7535 **Q**



1 7536 **Q**  
6 7536 **Q**



1 7537 **Q**  
6 7537 **Q**



1 7538 **Q**  
6 7538 **Q**



1 7606 **K Q**  
6 7606 **K Q**



1 7601 **K Q**  
6 7601 **K Q**



1 7602 **K Q**  
6 7602 **K Q**



1 7603 **K Q**  
6 7603 **K Q**



1 7604 **K Q**  
6 7604 **K Q**



1 7605 **K Q**  
6 7605 **K Q**

**HOW TO ORDER**

Choose Your Sign

**Your Sign**

1 1234 **G L**

Material Sign Size

Choose Material Codes

- 1 Rigid Plastic
- 2 Self Adhesive Vinyl
- 3 Photoluminescent Rigid Plastic
- 4 Photoluminescent Self Adhesive
- \* 5 Miscellaneous Products
- 6 Aluminium
- 7 Polycarbonate

\* No size code is required when ordering miscellaneous products

Choose Size Codes

<b>A</b> 75 x 100 mm	<b>J</b> 400 x 200 mm	<b>S</b> 75 x 200 mm
<b>B</b> 80 x 80 mm	<b>K</b> 300 x 400 mm	<b>T</b> 210 x 210 mm
<b>C</b> 150 x 150 mm	<b>L</b> 450 x 150 mm	<b>U</b> 100 x 100 mm
<b>D</b> 150 x 100 mm	<b>M</b> 600 x 200 mm	<b>V</b> 300 x 150 mm
<b>E</b> 150 x 200 mm	<b>N</b> 400 x 400 mm	<b>W</b> 600 x 900 mm
<b>F</b> 200 x 200 mm	<b>P</b> 600 x 400 mm	<b>X</b> 200 x 100 mm
<b>G</b> 300 x 100 mm	<b>Q</b> 600 x 450 mm	
<b>H</b> 250 x 300 mm	<b>R</b> 178 x 203 mm	



1 7007 **G L**  
2 7007 **G L**



1 7008 **G L**  
2 7008 **G L**



1 7009 **G L**  
2 7009 **G L**



1 7061 **G**  
2 7061 **G**



1 7058 **G**  
2 7058 **G**



1 7047 **G L**  
2 7047 **G L**



1 7049 **G L**  
2 7049 **G L**



1 7051 **G L**  
2 7051 **G L**



1 7057 **G**  
2 7057 **G**



1 7035 **G L**  
2 7035 **G L**



1 7050 **G L**  
2 7050 **G L**



1 7053 **G L**  
2 7053 **G L**



1 7056 **G**  
2 7056 **G**



1 7010 **G L**  
2 7010 **G L**



1 7021 **G L**  
2 7021 **G L**



1 7059 **G**  
2 7059 **G**



1 7011 **G L**  
2 7011 **G L**



1 7070 **G L**  
2 7070 **G L**



1 7074 **G L**  
2 7074 **G L**



1 7018 **G L**  
2 7018 **G L**



1 7062 **G L**  
2 7062 **G L**



1 7012 **G L**  
2 7012 **G L**



1 7060 **G**  
2 7060 **G**



1 7046 **G L**  
2 7046 **G L**



1 7013 **G L**  
2 7013 **G L**



1 7014 **G L**  
2 7014 **G L**



1 7015 **G L**  
2 7015 **G L**



1 7017 **G L**  
2 7017 **G L**



1 7019 **G L**  
2 7019 **G L**



1 7020 **G**  
2 7020 **G**



1 7033 **G**  
2 7033 **G**



1 7028 **A E**  
2 7028 **A E**



1 7029 **A E**  
2 7029 **A E**




2 7071 **A E**




2 7072 **A E**





1 7077 **V**  
2 7077 **V**



1 7076 **V**  
2 7076 **V**

## Door Plates

White, adhesive backed aluminium 75 x 300mm




5 9140



5 9141



5 9142



1 7022 **F**  
2 7022 **F**



1 7023 **F**  
2 7023 **F**



1 7024 **D F**  
2 7024 **D F**



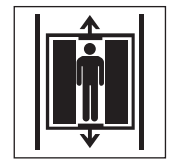
1 7025 **D F**  
2 7025 **D F**



1 7026 **F**  
2 7026 **F**



1 7027 **F**  
2 7027 **F**



1 7064 **F**  
2 7064 **F**



1 7043 **C**  
2 7043 **C**



1 7048 **F**  
2 7048 **F**



1 7052 **F**  
2 7052 **F**



1 7054 **F**  
2 7054 **F**



1 7065 **E**  
2 7065 **E**



1 7042 **D**  
2 7042 **D**



1 7075 **K**



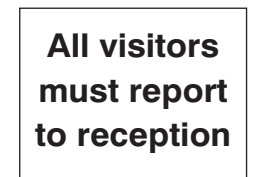
1 7001 **K**  
2 7001 **K**



1 7002 **K**  
2 7002 **K**



1 7003 **K**



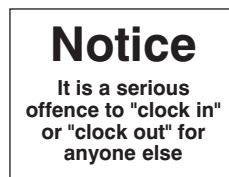
1 7055 **E**  
2 7055 **E**



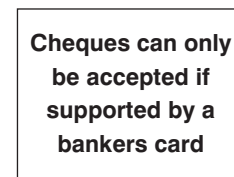
1 7006 **K**



1 7044 **E K**  
2 7044 **E K**



1 7045 **E**  
2 7045 **E**



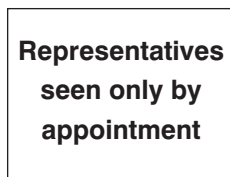
1 7041 **E**  
2 7041 **E**



1 7030 **K**  
6 7030 **K**



1 7037 **E**  
2 7037 **E**



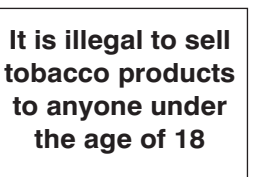
1 7040 **E**  
2 7040 **E**



1 7092 **E**  
2 7092 **E**



1 7091 **E**  
2 7091 **E**



1 7089 **P**  
2 7089 **P**

### HOW TO ORDER

Choose Your Sign

Your Sign

1 1234 **G L**

Material Sign Size

### Choose Material Codes

- 1 Rigid Plastic
- 2 Self Adhesive Vinyl
- 3 Photoluminescent Rigid Plastic
- 4 Photoluminescent Self Adhesive
- \* 5 Miscellaneous Products
- 6 Aluminium
- 7 Polycarbonate

\* No size code is required when ordering miscellaneous products

### Choose Size Codes

<b>A</b> 75 x 100 mm	<b>J</b> 400 x 200 mm	<b>S</b> 75 x 200 mm
<b>B</b> 80 x 80 mm	<b>K</b> 300 x 400 mm	<b>T</b> 210 x 210 mm
<b>C</b> 150 x 150 mm	<b>L</b> 450 x 150 mm	<b>U</b> 100 x 100 mm
<b>D</b> 150 x 100 mm	<b>M</b> 600 x 200 mm	<b>V</b> 300 x 150 mm
<b>E</b> 150 x 200 mm	<b>N</b> 400 x 400 mm	<b>W</b> 600 x 900 mm
<b>F</b> 200 x 200 mm	<b>P</b> 600 x 400 mm	<b>X</b> 200 x 100 mm
<b>G</b> 300 x 100 mm	<b>Q</b> 600 x 450 mm	
<b>H</b> 250 x 300 mm	<b>R</b> 178 x 203 mm	

# BRAILLE & TACTILE

## 150 x 150mm

 Please ask staff for help 5 6101	 Ramp 5 6102	 5 6103	 5 6104	 Lift 5 6105	 Entrance 5 6106
 Women 5 6108	 Men 5 6109	 Toilet 5 6110	 Changing 5 6111	 Female Changing 5 6112	 Toilet 5 6107
 Shower 5 6115	 Telephone 5 6116	 Staff Only 5 6117	 Stairs 5 6118	 Male Changing 5 6113	 Baby 5 6114

## 225 x 150mm

 Please ask staff for help 5 6212	 Ground 5 6129	 Floor 1 5 6130	 Kitchen 5 6126
 Stairs 5 6122	 Floor 2 5 6131	 Floor 3 5 6132	 Toilet 5 6216
 Alarm Pull Cord 5 6127	 Floor 4 5 6213	 Floor 5 5 6214	 Toilet 5 6217
 Toilets 5 6218	 Toilets 5 6219	 Floor 6 5 6215	 Toilet 5 6121

## Arrows

75x150mm

 5 6137	 5 6139
 5 6138	 5 6140

Arrows are designed to be used alongside Braille and tactile signs to give directions to various facilities.

## 300 x 150mm

 General Office 5 6148	 Please Ring for Assistance 5 6149	 Main Entrance 5 6150	 Reception 5 6151	 Enquiries 5 6152
 Cloakroom 5 6153	 Enabling Dogs Welcome 5 6163	 Maintenance 5 6164	 Smoking Area 5 6155	 Interview Room 5 6156
 Way Out 5 6167	 Waiting Room 5 6162	 Administration 5 6157	 Meeting Room 5 6160	 Training Room 5 6161

## 300 x 150mm



5 6168



5 6169



5 6170



5 6171



5 6172



5 6174



5 6175



5 6176



5 6173



5 6318



5 6319



5 6322



5 6177

## 150 x 225mm



5 6178



5 6179

## 450 x 150mm



5 6185



5 6186



5 6187



5 6199

## 510 x 75mm



5 6189



5 6188

## 150 x 225mm



5 6180



5 6210

## 100 x 75mm



5 6134




5 6135

## 150 x 150mm



5 6181



5 6182



5 6183



5 6184

## 148 x 210mm



5 3079

## Braille Door Plates

100x75mm



5 6310



5 6311



5 6312



5 6313



5 6314



5 6315



5 6316



5 6317

## 120 x 120mm



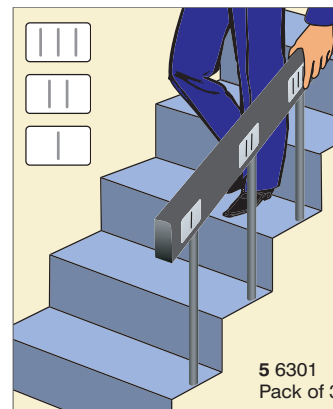
5 6133

## 80 x 50mm



5 6147  
Intercoms Label

## Stairs Countdown



5 6301  
Pack of 3

## DDA Sign Pack



5 6326

**This pack contains:**

- 250x450mm suspended rigid sign
- 250x450mm wall mounted rigid sign
- 205x205 Disability awareness symbols window transfer
- 250x450mm window transfer (All fixings included)

## Numbers from 1-72

75x75mm



5 6136



5 6136



5 6136



5 6136

Quote code 5 6136 and the number you require eg. 5 6136/1

## Lift Labels

25x25mm



5 6141



5 6141



5 6141



5 6141

G 1 To 10

5 6141 Pack of 15

# ACCESS RAMPS

## Standard Access Ramp

A general purpose solution to most disabled access problems.

- Loading capacity of 250kg (40 stone)
- Easy & quick to position
- Contrasting guidance lines
- Hard wearing grit surface
- Lightweight

Code	Length	Internal Track Width	Overall Width	Weight
5 9860	600mm	800mm	875mm	6kg
5 9861	900mm	800mm	875mm	8kg
5 9862	1200mm	800mm	875mm	10kg



## Threshold Access Ramp



Designed to overcome most door thresholds.

- Loading capacity of 250 kg (40 stone)
- Hard wearing grit surface
- Lightweight
- DDA colours

Code	Height	Length	Overall Width	Weight
5 9863	75mm	430mm	760mm	4kg
5 9864	100mm	430mm	760mm	4.25kg
5 9865	125mm	430mm	760mm	4.5kg

## Portable Briefcase Ramp

A portable heavy duty aluminium ramp, folds away for improved manoeuvrability and storage.

- Loading capacity of 300kg
- Easy & quick to position
- Hard wearing grit surface
- Lightweight aluminium
- Carrying handle and lock mechanism

Code	Length	Internal Track Width	Overall Width	Weight
5 9866	600mm	750mm	760mm	6.6kg
5 9867	900mm	750mm	760mm	7.6kg
5 9868	1200mm	750mm	760mm	8.6kg



1 7601 **K Q**  
6 7601 **K Q**



1 7602 **K Q**  
6 7602 **K Q**



1 7603 **K Q**  
6 7603 **K Q**



1 7604 **K Q**  
6 7604 **K Q**



1 7605 **K Q**  
6 7605 **K Q**

## Adapt-A-Sign

- A cost effective sign, allows you to adapt the sign to efficiently manage any changes in personnel or company details.
- Helps ensure your signs remain up to date at all times.
- Developed to hold a standard A4 sheet of paper, which you can simply print off with your relevant contact details and insert into the sign.
- Manufactured from 3mm Foamex with a hard wearing clear PVC cover.

Size: 215x310mm



**NEW RANGE**



5 1043



5 1044



5 1035



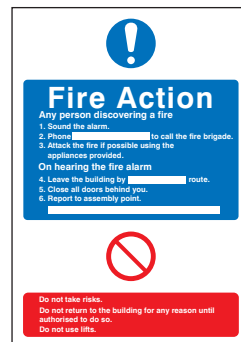
5 1052



5 1053



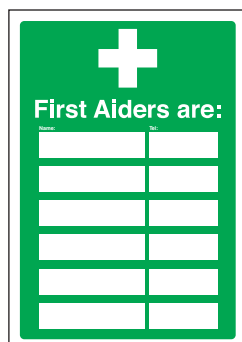
5 1037



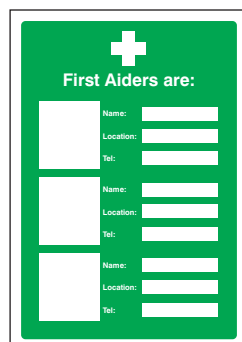
5 1432



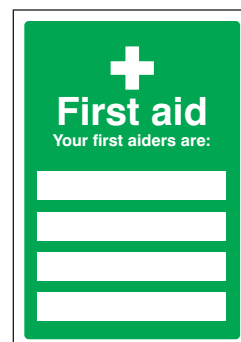
5 1423



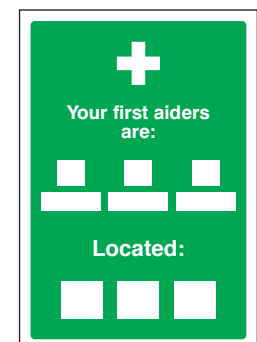
5 6022



5 6025



5 6004



5 6026

## Double-sided Adhesive Pads



5 8724

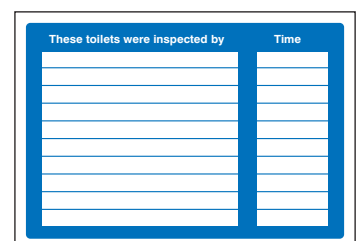
Pack of 4



5 6027



5 6035



5 5436



## Rigid Plastic Posters 400 x 600mm

### Pipeline Markers

The Health and Safety (Safety Signs & Signals) Regulations 1996 require employers to mark visible pipes in the workplace which contain or transport dangerous substances. BS 7176: 1984 Identification of Pipelines and Services, specifies the colours to be used for the identification of pipes containing or transporting dangerous substances, including conduits for electrical services and ventilation ducting.

Basic Identification Colour Bands	BS4800 Colour Ref
Water	12 D 45 Green
Steam	10 A 03 Silver-grey
Oils	06 C 39 Brown
Gases	08 C 35 Yellow ochre
Acids & Alkalis	22 C 37 Violet
Air	20 E 51 Light blue
Other Liquids	00 E 53 Black
Electrical Services & Ventilation	06 E 51 Orange
Fire Fighting	04 E 53 Red
Warning	00 E 51 Yellow
Fresh Water	18 E 53 Auxiliary Blue

**Positioning Pipeline Markers**

**Hazardous Substances**

Under the Health and Safety (Safety Signs and Signals) Regulations 1996 a pipe containing hazardous substances must be clearly marked with the appropriate symbol:

As shown in the Positioning Pipeline Markers diagram, these symbols should be shown on every flow marker.

5 8131

### GET TO KNOW THESE SYMBOLS

The Health and Safety (Safety Signs & Signals) Regulations require employers to ensure that their employees receive training in the meaning of safety signs. The symbols shown are the most common used for health and safety and the majority are internationally recognised.

The symbols are extracted from BS 5499 Part 5 2002

5 8991

### The Health & Safety (Safety signs signals) Regulations 1996

These regulations provide the legal means to require employers to provide safety signs in a variety of situations where there is a significant risk to health and safety which has not been avoided or controlled satisfactorily by other methods.

#### Know your safety signs

- Prohibition signs (Do not do)**  
Signs prohibiting certain behaviour  
e.g. No Smoking
- Warning signs (Caution, Danger)**  
Signs which indicate a specific course of action is to be followed  
e.g. Danger high voltage
- Mandatory signs (You must do)**  
Signs which indicate a specific course of action is to be followed  
e.g. Safety helmets must be worn
- Safe Condition Signs (Safest way)**  
Signs giving information about safe conditions, doors, exits and escape routes  
e.g. Fire exits
- Fire signs (Fire fighting equipment)**  
Signs indicating the location of fire fighting equipment  
e.g. Fire point

5 8118

### Battery Charging Safety Procedures

The following relates to lead-acid industrial batteries that are used in the two main applications:

- Motive power - to drive power forklift trucks and other vehicles
- Standby power - to provide backup for equipment in the event of a mains failure

Chemical	Electrical	Explosion
<b>Hazard</b> Batteries contain sulphuric acid, which is poisonous, corrosive and causes burns/irritation on contact with the skin or eyes.	<b>Hazard</b> Short circuits can cause extensive arcing, burning and melting of metal objects and explosion of charging gases. Electric shocks can be received from both batteries and charging equipment.	<b>Hazard</b> Hydrogen gas given off by the battery during charging is flammable and explosive. Risk of fire and/or explosion if flammable mixture of hydrogen with air accumulates.
<b>Safe Working Practices</b> <ul style="list-style-type: none"> <li>Protective clothing like face mask, goggles, apron, gloves must always be worn</li> <li>No tools or other conductive objects should be placed on top of battery</li> <li>Remove any metallic items like jewellery from hands, wrists, neck etc</li> <li>Always disconnect the earthing terminal first and reconnect it last</li> <li>Staff should be aware of procedures relating to washing off spillages from clothes and skin</li> </ul>	<b>Safe Working Practices</b> <ul style="list-style-type: none"> <li>Ensure charger is switched off before the battery is connected or disconnected</li> <li>Always use insulated tools</li> <li>Always disconnect the earthing terminal first and reconnect it last</li> <li>Ensure staff are made aware of the actions to undertake in the event of electric shock taking place</li> </ul>	<b>Safe Working Practices</b> <ul style="list-style-type: none"> <li>Ensure good ventilation at a high level immediately above the batteries is provided</li> <li>Designate charging area should be clearly marked objects should be placed on top of battery</li> <li>Remove any metallic items like jewellery from hands, wrists, neck etc</li> <li>Always disconnect the earthing terminal first and reconnect it last</li> <li>Ensure staff are made aware of the actions to undertake in the event of electric shock taking place</li> <li>Use the lifting holes provided on the battery container</li> <li>Wear essential protective clothing and footwear at all times</li> </ul>

5 8135

### D.S.E.A.R.

#### Dangerous Substances and Explosive Atmosphere Regulations

Introduced on 9 December 2002, the Dangerous Substances and Explosive Atmosphere Regulations (DSEAR) was introduced to set a minimum requirement for the protection of workers from fire and explosion risks relating to dangerous substances and potentially explosive atmospheres.

The Regulations implement two European Directives:

- Explosive Atmospheres Directive 99/32/EC (ATEX 137)
- The safety aspects of the Chemical Agents Directive (CAD)

Employers must undertake the following to comply with the DSEAR:

- Conduct a risk assessment of all operations and procedures involving potentially dangerous substances
- Take actions to reduce or eliminate risks
- Carry out a hazardous area classification
- Within hazardous zones ensure correctly rated electrical and mechanical equipment is used
- Make arrangements to deal with accidents and emergencies
- Provide information and training to employees on DSEAR
- Identify pipes and containers containing dangerous substances
- Introduce measures to protect against explosions where a workplace is shared by more than one employer.

**EX** Petrol  
**EX** Liquefied Petroleum Gas (LPG)  
**EX** Certain types of combustible and explosive dust

**EX** Varnishes  
**EX** Paints

5 8128

### Handling Chemicals Safely

- All chemicals should be clearly marked
- Be aware of the storage requirements of each type
- Take extreme care when mixing chemicals
- Keep away from heat and flames
- Avoid oral contact of any kind
- Never inhale
- Avoid contact with skin and eyes

**Chemical Checklist**

- Read and understand the label before opening any container
- Double-check that the chemical you are opening is the one required
- Consider the hazards, including violent reactions between chemicals
- Open container carefully in a well ventilated area
- Always wear appropriate protective clothing
- Take extreme care whilst using hazardous chemicals
- Use method which reduces risk of inhalation, ingestion or contact with skin, eyes and clothing
- Never eat, drink or smoke whilst handling chemicals
- Always seal container tightly after use

**Know your CoSHH and CHIP Warning Symbols**

- Explosive:** A substance which under defined test conditions will explode, readily deflagrate or upon heating explode when partially confined.
- Highly Flammable:** A substance which is a liquid having a flash point equal to or below 21 degrees Celsius and has a boiling point equal to or below 27 degrees Celsius.
- Extremely Flammable:** A liquid having a flash point of less than or equal to 23 degrees Celsius.
- Toxic:** A substance which if it is inhaled, ingested or allowed to penetrate the skin, may produce serious or chronic health risks and even death.
- Very Toxic:** A substance which if it is inhaled, ingested or allowed to penetrate the skin, may produce extremely serious or chronic health risks and even death.
- Harmful:** A substance which if it is inhaled, ingested or allowed to penetrate the skin, may produce limited health risks.
- Irritant:** A non-combustible substance which, through immediate, prolonged or repeated contact with skin, can cause inflammation.
- Corrosive:** A substance which may come into contact with living tissue destroy it.
- Hazardous to the environment:**

5 8136

### Provision and Use of Work Equipment Regulations 1998 (PUWER)

These regulations require risks to people's health and safety, from equipment that they use at work, to be prevented or controlled.

Any equipment which is used by an employee at work is covered.

Similarly, if you allow employees to provide their own equipment, it too will be covered by PUWER and you will need to ensure it complies.

#### General Provisions

In general terms, the regulations require that equipment provided for use at work is suitable for intended use.

Safe for use, maintained in a safe condition and, in certain circumstances, inspected to ensure this remains the case.

Accompanied by suitable safety measures, e.g. Protective devices, markings and warnings.

Used by people who have received adequate information, instruction and training.

#### Main Provisions

**Employers must ensure that:**

- Measures are in place to minimize risks.
- Only fully trained personnel are allowed to use equipment where there is a specific risk.
- Work equipment provided is suitable, maintained and used without risk.

**Employees:**

Do not have duties under PUWER, but do have general duties under the HSW Act and the Management of Health and Safety at Work Regulations 1999, for example to take reasonable care of themselves and others who may be affected by their actions and co-operate with others.

5 8990

### Mineral Oil

Warning! Mineral Oil is harmful if swallowed or inhaled and can cause irritation to skin, eyes and respiratory tract

Incident	Effect	First Aid Procedure
<b>Ingestion</b>	Mineral Oil is a cathartic, its effects may result in serious diarrhea, nausea, vomiting or abdominal cramping. Aspiration into the lungs can also cause chemical pneumonitis.	Do not induce vomiting if mineral oil is swallowed. Only if conscious, give large quantities of water (not milk). Never give anything by mouth to an unconscious person. Get medical attention without delay.
<b>Inhalation</b>	Can cause irritation to the respiratory tract. Symptoms include coughing and shortness of breath. Aspiration pneumonia may result from mist or vapor produced.	Quies affected person(s) to fresh air and get medical attention where appropriate. Provide oxygen to those with difficulty breathing and artificial respiration to those not breathing.
<b>Contact with Eyes</b>	Eyes irritation and discomfort (similar to that caused by motor oil) may result from mist or fumes.	Continuously flush eyes immediately with plenty of water for at least 15 minutes post event, lifting lower and upper eyelids on occasion. Medical attention should be given immediately.
<b>Contact with Skin</b>	Extended contact may cause irritation and possibly dermatitis due to hypersensitivity.	Wash skin immediately and over a sustained 15 minute period with plenty of water. Contaminated clothing and shoes should be removed and medical attention arranged. Wash/clean any affected clothing or shoes before reuse.

**Chronic Exposure**  
Repeated or prolonged skin exposure may cause dermatitis. Unrefined and mid-refined oils are listed by both NTP and IARC as human carcinogens (note, highly refined mineral oils are not classified in this way)

**Aggravation of Pre-existing Conditions**  
Those with pre-existing skin disorders or impaired respiratory function could be more susceptible to mineral oils

**Handling and Storage**

- Mineral Oil should be kept in a tightly closed container and stored in a cool, dry, ventilated area away from sources of heat or ignition.
- Store mineral oil away from combustible or reactive materials and in an area protected against physical damage and away from direct sunlight.
- Containers used for this material may be hazardous even when empty as they retain vapor and liquid residues.
- Warnings and precautions listed for any mineral oil product should be observed and where appropriate acted on.

5 8127

### Control of substances hazardous to health regulations 2002

Under the control of substances hazardous to health regulations 1999, all persons at work need to know the safety precautions to take so as not to endanger themselves or others through exposure to substances hazardous to health.

#### What you need to know

**EMPLOYERS MUST**  
Assess health risks to employees and others working on the premises. Initiate procedure to control and monitor unavoidable exposure to substances which may harm the health of employees and others on the premises. Provide information and training relevant to the hazards associated within each area of working to ensure that all personnel are aware of the risks involved and preventive measures taken to control them.

**EMPLOYEES MUST**  
Make full and proper use of any control measure, personal protective equipment (PPE) or other facility provided. Report any defects found in the control measures, PPE or facilities provided. Follow the instructions provided within data sheets or other safety information and only use and dispose of substances in the recommended manner.


#### Get to know the warning symbols

5 8117



## Easy Snap Poster Frames

Extruded aluminium snap shut frames finished in five attractive colours and supplied with an anti-glare PVC protective cover.



Size	Light Blue	Dark Blue	Black	Red	Green
A1	5 8953	5 8958	5 8963	5 8968	5 8973
A2	5 8954	5 8959	5 8964	5 8969	5 8974
A3	5 8955	5 8960	5 8965	5 8970	5 8975
A4	5 8956	5 8961	5 8966	5 8971	5 8976
762x508mm	5 8957	5 8962	5 8967	5 8972	5 8977

## Dry Wipe Boards



- 5 8762 900x600mm
- 5 8763 1200x900mm
- 5 8764 1800x1200mm

## Dry Wipe Marker Pen



5 3433

## Poster Frames

- 5 8765 210x297mm
- 5 8766 297x420mm
- 5 8767 420x594mm
- 5 8768 594x840mm



## Health and Safety CD-Rom



5 9001

- Software provides assistance in producing Health and Safety policies, procedures and risk assessments
- Includes H&S policy statement, CoSHH, manual handling, environment, working at height, noise, waste, VDU and workstation training programmes
- 99 staff user licence

## Snap Frame A-Board

- Double sided aluminium A-Frame, displays two A1 posters (600x850mm)
  - Easy to fold up for storage
  - Snap frame action allows graphics to be changed quickly and easily
  - Anti glare PVC film protects graphics from the elements
- HxWxD: 1200x660x100mm  
Weight: 13.5kg



5 9038

## Fire Risk Assessment CD-Rom



5 9003

- Designed to assist organisations effectively carry out documented Fire Risk Assessments
- Documents findings and enables production of management policies and procedures
- Includes procedures and forms, small premises management plan, free CAD drawing programme, fire log book in a printable format and staff training record forms

## Fire Safety Training CD-Rom



5 9004

- Covers important principles of workplace fire safety awareness
- Seven fire training programmes, including fire safety in offices, warehouses, factories and high rise buildings, and operation and type of extinguishers
- Includes small premises management plan, free CAD drawing programme, bomb threat checklist, fire log book in a printable format and staff training records

# SAFETY POSTERS


- Full colour paper Safety Posters. For use with snap in poster frame on pages 115-117
  - Safety Posters offer a cost effective method of increasing safety awareness
- Size 510x760mm




5 9800



5 9801



5 9802



5 9803



5 8993



5 9805



5 9807




5 9804



5 9809



5 9810



5 9812




5 9811



5 8994



5 8952



5 8950



5 8995



5 9859



5 8941

## Poster Frame



5 9815 510x760mm

For more  
First Aid Posters  
see page **31**



5 8942



5 8943



5 9858



5 8945



5 8946



5 8947



5 8948



5 8949



5 9813



5 8996



5 9857



5 8998

# FLOOR MARKING

## Stencil Kits

Laser cut heavy duty PVC stencils, can be re-used over and over, complete with spacer marks for accurate positioning.

Size	Description	Code
150mm	Numbers 0-9	5 9640
150mm	Letters A-Z	5 9641
300mm	Numbers 0-9	5 9642
300mm	Letters A-Z	5 9643
25mm	A-Z & 0-9	5 9644
50mm	A-Z & 0-9	5 9645
100mm	A-Z & 0-9	5 9646



5 9660  
600x400mm



5 9661  
600x400mm



5 9662  
600x400mm



5 9648  
300x400mm



5 9647  
400x300mm



## Line Marking



### Consists of:

- 1 x Tape Line Applicator
- 2 x Rolls of Floor Tape
- 1 x Trimming Knife
- 1 x Chalk Line



### Tape Line Kit

Kit	Tape Colour	Code
1	White	5 9620
2	Yellow	5 9621

### Paint Line Kit

Kit	Paint Colour	Code
1	White	5 9600
2	Yellow	5 9601

### Consists of:

- 1 x 2 Wheel Paint Line Applicator
- 2 x Cans of Line Paint
- 1 x Chalk Line



### Paint Line Applicators

Type	Line Width (mm)	Code
4 Wheel	50 - 75	5 9603
Hand	N/A	5 9604

### Line Paints


Colour	Can Size	Code
White	750 ml	5 9605
Yellow	750 ml	5 9606
Red	750 ml	5 9607
Green	750 ml	5 9608
Blue	750 ml	5 9609
Grey	750 ml	5 9610
Black	750 ml	5 9611

## Bird Deterrent

Bird deterrent spikes are simple but effective, easy to install, preventing birds from perching and nesting on signs, window sills and ledges.

Spikes are manufactured from transparent U-V Stabilised polycarbonate which will blend with any background. Spikes are rounded and safe to use, will not harm the birds and are not dangerous to maintenance personnel.

Spikes come in 333mm lengths and can be fitted by the use of screws or by the use of all weather double sided tape, this is most suitable for clean smooth surfaces such as signs and other metal or plastic substrates.



5 8107 Supplied in packs of 3



5 8105 Double sided tape

## Nylon Chain

6mm chain 25 metre length

Colour	Length (m)	Code
Black & Yellow	25	5 9011
Red & White	25	5 9012
White	25	5 9013
Red	25	5 9014
Yellow	25	5 9015



### Chain Accessories

Type	Colour	Code
Connecting Link	White	5 9016



## Universal Chain Post & Base

Suitable for internal or external use. 90cm high post with 2kg base.

Colour	Code
Black	5 9006
White	5 9007
Yellow	5 9008
Red & White	5 9009
Black & Yellow	5 9010



## Bespoke Frame Sign on Post

Complete with sign of your choice  
300x250mm PVC Sign

Colour	Code
Black	5 9630
White	5 9631
Yellow	5 9632
Red	5 9633

When ordering please state sign message required.



Your message here

## Ball Top Post & Base

- 65mm dia x 890mm high post with ball top and chain link
- 350mm dia base can be water or ballast weighted for extra stability
- To be used in conjunction with nylon chains above



5 9029

## Retractable Post Mounted Barrier

- 1 metre high post complete with retractable 2m long webbing cartridge
- 300mm diameter base provides excellent ballast

Type	Colour	Length(m)	Code
Post Mounted	Red	2	5 9026
Post Mounted	Blue	2	5 9027
Post Mounted	Black	2	5 9028



## Retractable Wall Mounted Barrier

Wall mounted 2m long retractable webbing cartridge. 50mm wide webbing.

Type	Colour	Length(m)	Code
Wall Mounted	Red	2	5 9020
Wall Mounted	Blue	2	5 9021
Wall Mounted	Black	2	5 9022



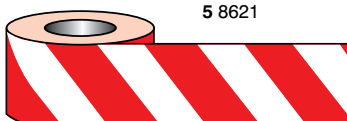
## Barrier Tape

Non adhesive, high strength polythene tapes.

75mm x 500m



5 8621



5 8620

## Reflective Barrier Tape



Re-usable, cost effective barrier tape - bright orange with a reflective strip running throughout. Easily attached to traffic cones and barrier fencing.


38mm x 25m

5 8639

# QUICK-FIX SIGNS

Our range of Quick-Fix signs has been developed to provide a quick and easy solution to your signage requirements. A 1mm thick rigid plastic provides a durable finish, whilst a peel off backing removes the need for drilling, screwing or additional adhesive fixings. Simply remove the sign backing and position your sign onto a clean, dry and smooth surface. Sign fixing has never been easier.

## Fire Fighting Equipment



5 1217  
75x200mm



5 1214  
75x200mm



5 1215  
75x200mm



5 1216  
75x200mm

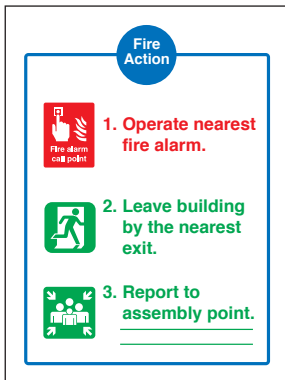


5 1218  
75x200mm



5 1239  
75x200mm

## Fire Action



5 1405  
150x200mm



5 1419  
150x200mm



5 1420  
150x200mm



5 1428  
150x200mm

## Fire Doors



5 9540 80x80mm  
5 9541 200x200mm



5 9542 80x80mm  
5 9543 200x200mm



5 9545 80x80mm  
5 9546 200x200mm



5 9547 80x80mm  
5 9548 200x200mm



5 9549 80x80mm  
5 9550 200x200mm



5 9551 80x80mm  
5 9552 200x200mm

## Emergency Escape



5 9510 450x150mm



5 9511 450x150mm



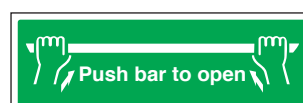
5 9512 450x150mm



5 9513 450x150mm



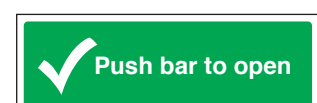
5 9523 450x150mm



5 9514 450x150mm



5 9515 300x150mm



5 2047 450x150mm

## Prohibition Signs



**No smoking**

5 3003 300x100mm



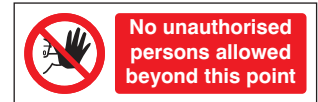
**Do not use mobile phones**

5 3607 300x100mm



**This is a no smoking area**

5 3002 300x100mm



**No unauthorised persons allowed beyond this point**

5 3202 300x100mm

## Warning Signs



**Caution**  
Forklift trucks operating

5 9553 300x100mm  
5 9554 600x200mm



**Danger**  
Stop. Look. Listen.  
Beware of vehicles

5 9590 300x100mm  
5 9591 600x200mm



**Caution**  
Very hot water

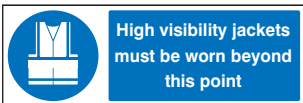
5 9555 300x100mm  
5 9557 100x75mm



**Danger**  
High voltage

5 9558 300x100mm  
5 9559 600x200mm

## Mandatory Signs



**High visibility jackets must be worn beyond this point**

5 9592 300x100mm  
5 9593 600x200mm



**Protective footwear must be worn**

5 9594 300x100mm  
5 9595 600x200mm



**Eye protection must be worn**

5 9596 300x100mm  
5 9597 600x200mm



**Safety helmets must be worn in this area**

5 9598 300x100mm  
5 9599 600x200mm



**Use ear protectors in this area**

5 9656 300x100mm  
5 9659 600x200mm



**Use ear protectors**

5 9650 300x100mm  
5 9651 600x200mm



**Hand protection must be worn**

5 9652 300x100mm  
5 9653 600x200mm



**Masks must be worn when working here**

5 9654 300x100mm  
5 9655 600x200mm



**Now wash your hands**

5 9663 300x100mm  
5 9664 75x100mm



**Pedestrians must use this route**

5 9665 300x100mm  
5 9666 600x200mm



**Sound horn Drive slowly**

5 9667 300x100mm  
5 9668 600x200mm



**Pedestrian route**

5 9682 400x300mm

## Construction Signs



**Site office**

5 9687 300x100mm



**Push**

5 7028 100x75mm



**Pull**

5 7029 100x75mm



**Toilets**

5 7007 300x100mm



**You are now entering a designated area**  
All persons proceeding past this point must wear an approved safety helmet, safety footwear and high visibility jacket

5 9683 600x400mm



**Warning Construction site**  
**Keep out**

5 9684 600x200mm  
5 9685 600x400mm



**Site safety starts here**

5 9686 400x300mm



**First aid**

5 6002 250x300mm




**Fire extinguisher**

5 1013 150x200mm



**Fire alarm call point**

5 1011 150x200mm



**Danger Electricity**

5 4012 150x200mm

# A4/A5 SIGNS

## A4 Signs



5 8360 Rigid Plastic  
5 8361 Vinyl



5 8366 Rigid Plastic  
5 8367 Vinyl



5 8364 Rigid Plastic  
5 8365 Vinyl



5 8362 Rigid Plastic  
5 8363 Vinyl



5 8368 Rigid Plastic  
5 8369 Vinyl



5 8374 Rigid Plastic  
5 8375 Vinyl



5 8372 Rigid Plastic  
5 8373 Vinyl



5 8370 Rigid Plastic  
5 8371 Vinyl



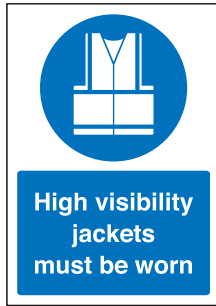
5 8376 Rigid Plastic  
5 8377 Vinyl



5 8378 Rigid Plastic  
5 8379 Vinyl




5 8380 Rigid Plastic  
5 8381 Vinyl



5 8382 Rigid Plastic  
5 8383 Vinyl



5 8384 Rigid Plastic  
5 8385 Vinyl



5 8386 Rigid Plastic  
5 8387 Vinyl



5 8396 Rigid Plastic  
5 8397 Vinyl



5 8388 Rigid Plastic  
5 8389 Vinyl



5 8390 Rigid Plastic  
5 8391 Vinyl



5 8392 Rigid Plastic  
5 8393 Vinyl



5 8394 Rigid Plastic  
5 8395 Vinyl

## A5 Signs



5 8398 Rigid Plastic  
5 8399 Vinyl



5 8310 Rigid Plastic  
5 8311 Vinyl



5 8312 Rigid Plastic  
5 8313 Vinyl



5 8314 Rigid Plastic  
5 8315 Vinyl



5 8316 Rigid Plastic  
5 8317 Vinyl



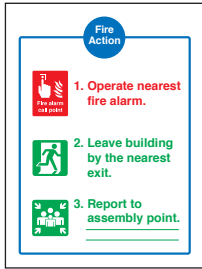
5 8318 Rigid Plastic  
5 8319 Vinyl



5 8420 Rigid Plastic  
5 8421 Vinyl

# VANDAL-RESISTANT POLYCARBONATE SIGNS

- Ultra-durable 2mm polycarbonate material
- Proven to be extremely difficult to mark, damage or break
- Sub-surface printed to prevent damage



7 1405 E



7 1013 E K



7 1014 E K



7 2003 G L



7 2004 G L



7 2007 G L



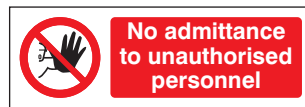
7 2008 G L



7 2033 V



7 3004 G M P



7 3201 G M P



7 3003 G M P



7 3407 G M P



7 3218 G M P



7 3611 G M P



7 3213 G M P



7 5201 G M



7 5216 M



7 5018 G M P



7 6215 G M P



7 1720 G M



7 1715 G M



7 4215 G M P



7 4009 G M P



7 1610 E



7 6401 M P



7 5019 K P



7 2059 Q



7 1606 F



7 6404 M P

**HOW TO ORDER**

Choose Your Sign

1 1234 G L

Material Sign Size

Choose Material Codes

- 1 Rigid Plastic
- 2 Self Adhesive Vinyl
- 3 Photoluminescent Rigid Plastic
- 4 Photoluminescent Self Adhesive
- \* 5 Miscellaneous Products
- 6 Aluminium
- 7 Polycarbonate

\* No size code is required when ordering miscellaneous products

Choose Size Codes

A	75 x 100 mm	J	400 x 200 mm	S	75 x 200 mm
B	80 x 80 mm	K	300 x 400 mm	T	210 x 210 mm
C	150 x 150 mm	L	450 x 150 mm	U	100 x 100 mm
D	150 x 100 mm	M	600 x 200 mm	V	300 x 150 mm
E	150 x 200 mm	N	400 x 400 mm	W	600 x 900 mm
F	200 x 200 mm	P	600 x 400 mm	X	200 x 100 mm
G	300 x 100 mm	Q	600 x 450 mm		
H	250 x 300 mm	R	178 x 203 mm		

# STANDARD SPECIALS

## Design your own safety signs in 5 easy steps

### 1

#### Select Sign Type

### 2

#### Select Size

Size (mm)	Maximum Viewing Distances	
	Poor Lighting	Good Lighting
300x100	6.6m	11.9m
450x150	11.4m	20.4m
600x200	15.2m	27.2m

### 3

#### Select Material

##### 1mm Rigid PVC

Suitable for both internal and external use

##### Self Adhesive Vinyl

Ideally suited for internal use on smooth dry surfaces like tiles, mirrors and glass

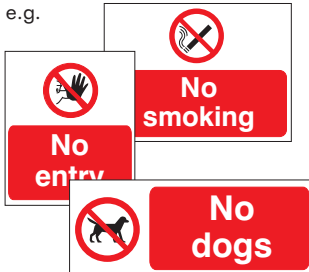
##### 0.9mm Aluminium

Hard wearing. Ideal for outside use, particularly exposed areas like building sites

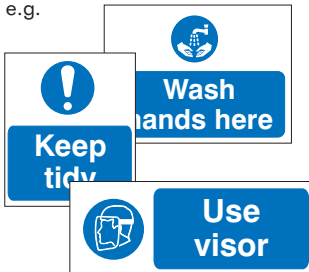
##### 5mm PVC

Durable and hard wearing. Highly recommended for external use

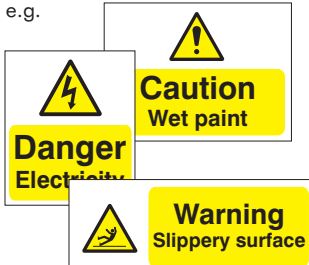
Prohibition	Size	Rigid Plastic	Self-Adhesive	Aluminium	5mm Plastic
Indicates certain behaviour is prohibited e.g.	600x400 mm	5 9250	5 9254	5 9258	5 9262
	600x200 mm	5 9251	5 9255	5 9259	5 9263
	400x300 mm	5 9252	5 9256	5 9260	5 9264
	300x100 mm	5 9253	5 9257	5 9261	5 9265
	450x150 mm	5 9298	5 9302	5 9306	5 9310
	600x450 mm	5 9299	5 9303	5 9307	5 9311
	200x200 mm	5 9300	5 9304	5 9308	5 9312
	200x150 mm	5 9301	5 9305	5 9309	5 9313



Mandatory	Size	Rigid Plastic	Self-Adhesive	Aluminium	5mm Plastic
Means a specific action is required e.g.	600x400 mm	5 9266	5 9270	5 9274	5 9278
	600x200 mm	5 9267	5 9271	5 9275	5 9279
	400x300 mm	5 9268	5 9272	5 9276	5 9280
	300x100 mm	5 9269	5 9273	5 9277	5 9281
	450x150 mm	5 9314	5 9318	5 9322	5 9326
	600x450 mm	5 9315	5 9319	5 9323	5 9327
	200x200 mm	5 9316	5 9320	5 9324	5 9328
	200x150 mm	5 9317	5 9321	5 9325	5 9329



Hazard Warning	Size	Rigid Plastic	Self-Adhesive	Aluminium	5mm Plastic
Gives warning of an identified hazard e.g.	600x400 mm	5 9282	5 9286	5 9290	5 9294
	600x200 mm	5 9283	5 9287	5 9291	5 9295
	400x300 mm	5 9284	5 9288	5 9292	5 9296
	300x100 mm	5 9285	5 9289	5 9293	5 9297
	450x150 mm	5 9330	5 9334	5 9338	5 9342
	600x450 mm	5 9331	5 9335	5 9339	5 9343
	200x200 mm	5 9332	5 9336	5 9340	5 9344
	200x150 mm	5 9333	5 9337	5 9341	5 9345



### 4

Along with the appropriate part number, advise us of the text you wish to show on the sign. **This should be no more than 25 words**

e.g. 5 9305 **No smoking in this vehicle**  
200x150mm self adhesive

### 5

Leave us to select appropriate symbol and produce the sign to your exact specifications



**Design your own custom made signs**

**1**

**Select Size**

Maximum Viewing Distances		
Size (mm)	Poor Lighting	Good Lighting
300x100	6.6m	11.9m
450x150	11.4m	20.4m
600x200	15.2m	27.2m

**2**

**Select Material**

**1mm Rigid PVC**

Suitable for both internal and external use

**Self Adhesive Vinyl**

Ideally suited for internal use on smooth dry surfaces like tiles, mirrors and glass

**0.9mm Aluminium**

Hard wearing. Ideal for outside use, particularly exposed areas like building sites

**5mm PVC**

Durable and hard wearing. Highly recommended for external use

**Reflective Aluminium**

For use on road signs. Durable and hard wearing

Size	Rigid Plastic	Self-Adhesive	Aluminium	5mm Plastic	Reflective Aluminium
600x400 mm	5 9400	5 9404	5 9408	5 9412	5 9440
600x200 mm	5 9401	5 9405	5 9409	5 9413	5 9441
400x300 mm	5 9402	5 9406	5 9410	5 9414	5 9442
300x100 mm	5 9403	5 9407	5 9411	5 9415	5 9443
1200x800 mm	5 9416	N / A	5 9428	5 9434	5 9444
1200x1200 mm	N / A	N / A	5 9429	5 9435	5 9445
1050x750 mm	5 9418	N / A	5 9430	5 9436	5 9446
600x900 mm	5 9419	5 9425	5 9431	5 9437	5 9447
600x450 mm	5 9420	5 9426	5 9432	5 9438	5 9448
450x150 mm	5 9421	5 9427	5 9433	5 9439	5 9449

**3**

Along with the appropriate part number, advise us of the text you wish to show on the sign

**4**


Advise us of the background colours, text colour and, if appropriate, font type

**5**


Finally advise on the layout. Portrait or landscape

**e.g. 5 9400 Private Road**

600x400mm Rigid plastic


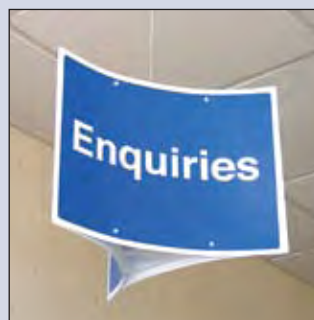


**Tri-Sign**



**Tri-Sign**

Simply advise us of the message you wish to show and we will produce it to any standard colour scheme you require:



Face size 400x300mm  
Face size 600x400mm

5 9586  
5 9587

If you cannot find a suitable format for your sign please call our office for further assistance

# ACCESSORIES & FIXINGS

## Double-sided adhesive pads



5 8724 Pack of 4

## Ceiling button



5 8106 Pack of 10  
Self adhesive

## Ceiling fixing clip



5 8104 Pack of 10

## Ceiling fixing clip



5 8727 Pack of 10

## Hook & loop pads




5 8728 Pack of 10

## Double sided tape



5 8105 3m x 25mm

## Suspension kit



5 8100

## Cable ties



5 8695 150mm Pack of 10  
5 8696 150mm Pack of 50  
5 8697 770mm Pack of 10  
5 8698 370mm Pack of 10

## Screw in hooks



5 8110 Pair

## Banding



5 8751 Banding tool  
5 8752 Banding strap - 30m roll  
5 8753 Banding buckles - pack of 10

## 2 piece saddle



5 8754

## Road frame clip



5 8755

## Brass suspension kit



5 8729 1.2m brass chain  
4x brass hooks  
2x ceiling pads

## Sign adhesive gun




5 8693

## Caps



5 8685 76mm diameter  
5 8750 50mm diameter

## Grey PVC coated steel poles



5 8684 3.5 mtr x 76mm  
5 8769 3.0 mtr x 50mm  
5 8800 1.5 mtr x 50mm  
5 8688 1.75 mtr x 76mm

## Base plate



5 8686 76mm diameter  
5 8699 50mm diameter

## Sign adhesive



5 8694

## Anti-rotational clip 50mm



5 8640

## Anti-rotational clip 76mm



5 8682

## Back to back clip



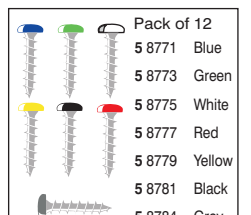
5 8689 Supplied in pairs - 50mm  
5 8725 Supplied in pairs - 76mm

## Tamtorque clips & driver



5 8770 Driver  
5 8772 70-100mm post  
5 8774 100-130mm post  
5 8778 130-190mm post  
5 8780 190-250mm post

## Poly top screws



Pack of 12  
5 8771 Blue  
5 8773 Green  
5 8775 White  
5 8777 Red  
5 8779 Yellow  
5 8781 Black  
5 8784 Grey



Oil & Gas



Petrochemical



Power




Renewable Energy



Ship Building



Building Services



# *group* international

### HEAD OFFICE

DOTgroup International  
Unit 2 Airport Executive Park  
Prince Way  
LUTON  
Bedfordshire  
LU2 9PD UK

### USA OFFICE

DOTgroup International  
Suite 457  
2400 McCue Road  
HOUSTON  
Texas 77056  
USA

**Tel:** +44 (0)1582 703 703

**Fax:** +44 (0)1582 703 700

**Email:** [Sales@DOTgroup.net](mailto:Sales@DOTgroup.net)



**T: +44 (0)1582 703 703**

**E: [sales@DOTgroup.net](mailto:sales@DOTgroup.net)**

**[www.DOTgroup.net](http://www.DOTgroup.net)**